



S&L MILLWORK



DUBLIN LOCATION

Leading supplier to the central Ohio building industry focused on providing individual attention to homebuilders, contractors and remodeling professionals.



DUBLIN LOCATION

FROM OUR COLUMBUS LUMBER YARD TO YOUR OHIO HOME

S&L Lumber is a leading supplier to the central Ohio building industry focused on providing individual attention to homebuilders, contractors and remodeling professionals. Our family of companies has thrived in central Ohio for more than 75 years because we truly care about and invest in our customers' success. From foundation to finish, we know our job is done when our customers reflect back on their projects with a smile and thrive in the satisfaction of a job well-done.

Our mission is to uphold family values, honesty and safety within the building industry by fostering a supportive and secure environment for all. Guided by principles of kingdom stewardship, we are committed to integrity and transparency, building strong relationships and delivering exceptional quality in every project.



Visit the Home for
Hands That Build.

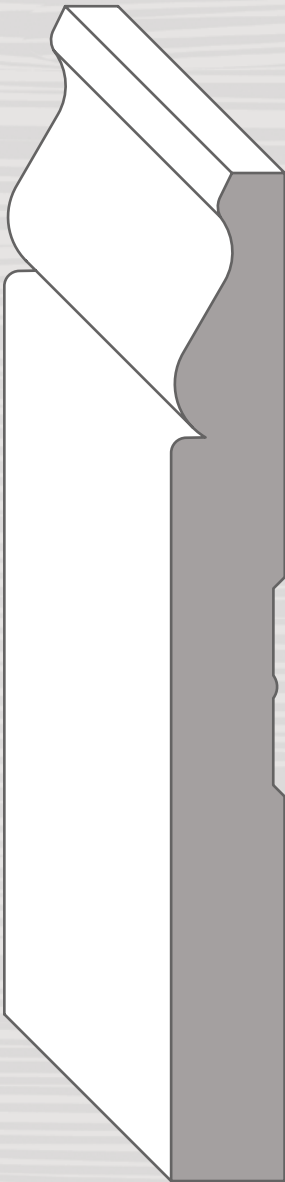


PRIMED MDF MOULDINGS	4-15
Base	4-8
Casing	9-12
Crown	13-14
Miscellaneous	15
PRIMED PINE MOULDINGS	16-21
Base	16-17
Casing	18
Crown	19
Window Stool	20
Miscellaneous	21
HARDWOOD MOULDINGS	22-43
Base	22-26
Casing	27-32
Chair Rail	33
Crown	34-36
Backband	37
Base Cap	38
Window Stool	39
Miscellaneous	40-43
PRODUCT BY ITEM NUMBER	44-47
STOCK S4S BOARDS	48
INTERIOR DOORS	49
INTERIOR DOOR SIZES	50
CARE & HANDLING	51

A Home for Hands
That Build.™

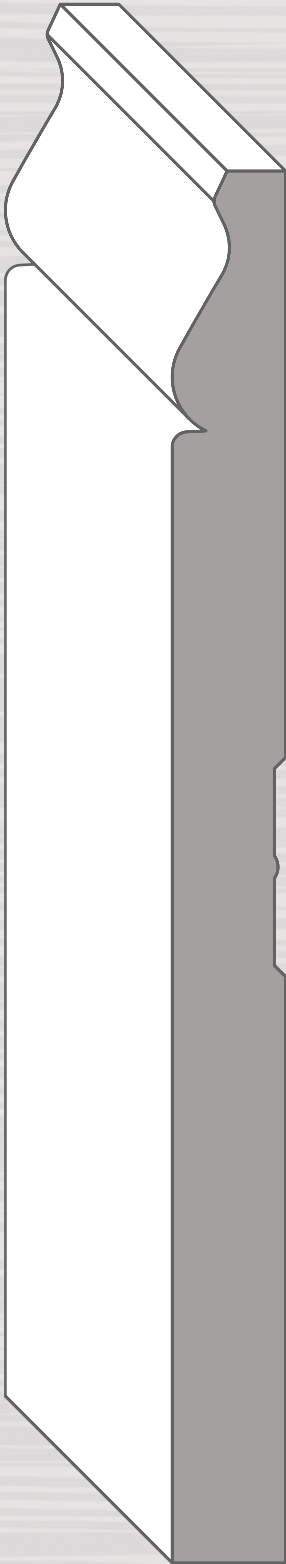


MOULDINGS ▀ BASE



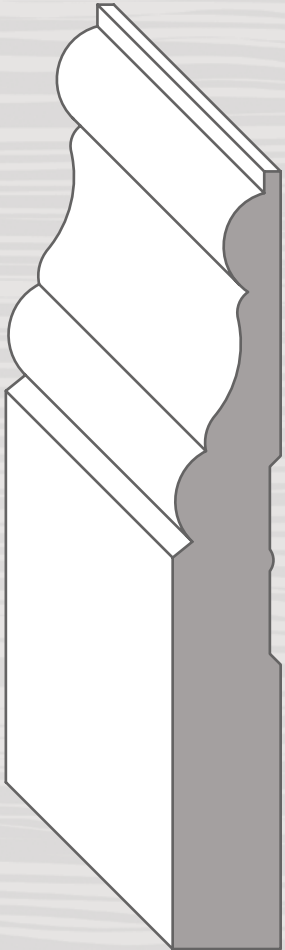
M163UL

- ▀ 9/16" x 5-1/4"
- ▀ Primed MDF



M1637UL

- ▀ 9/16" x 7-1/4"
- ▀ Primed MDF




M412UL

- ▀ 9/16" x 4-1/4"
- ▀ Primed MDF

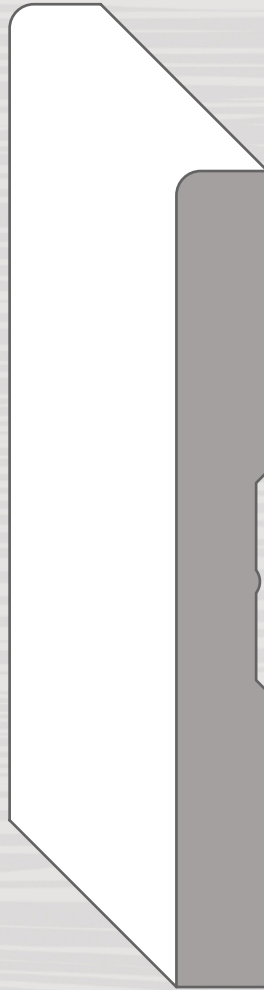
PRIMED MDF

MOULDINGS ▀ BASE




M430UL

- ▀ 9/16" x 5-1/2"
- ▀ Primed MDF



M430SM

- ▀ 1/2" x 4-1/4"
- ▀ Primed MDF

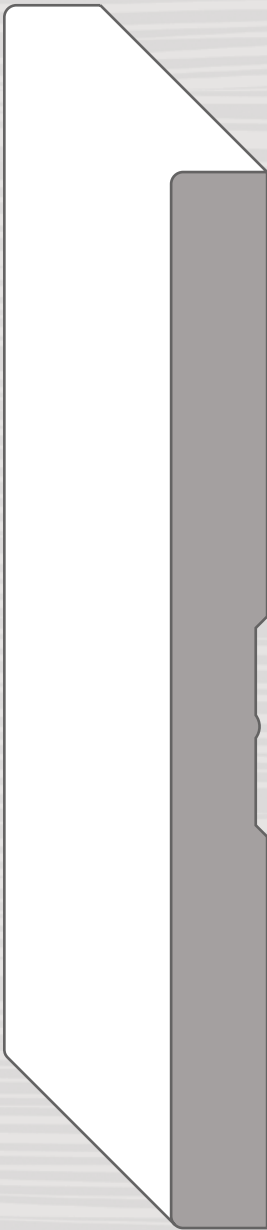


M433UL

- ▀ 1/2" x 3-1/4"
- ▀ Primed MDF

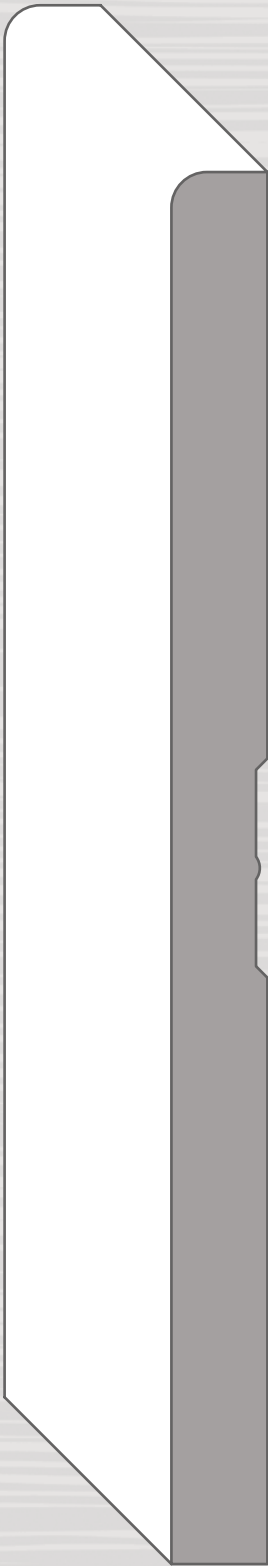
PRIMED MDF

MOULDINGS ▀ BASE



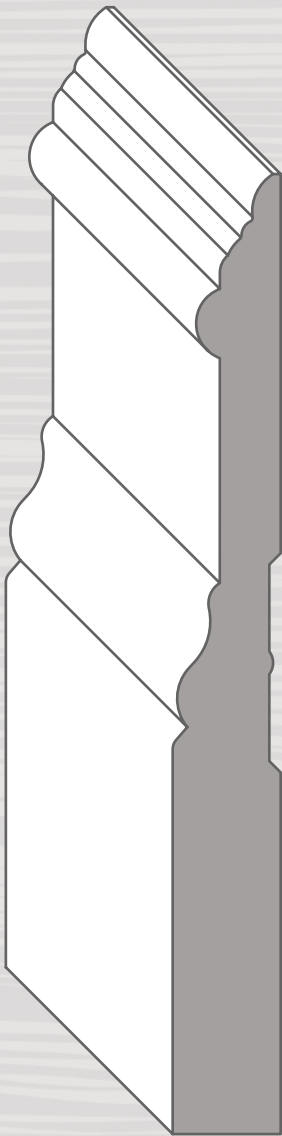
M512UL

- ▀ 1/2" x 5-1/2"
- ▀ Primed MDF



M434UL

- ▀ 1/2" x 7-1/4"
- ▀ Primed MDF

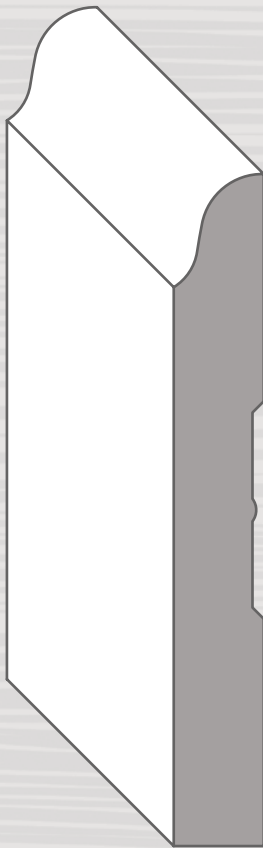


M545UL

- ▀ 9/16" x 5"
- ▀ Primed MDF

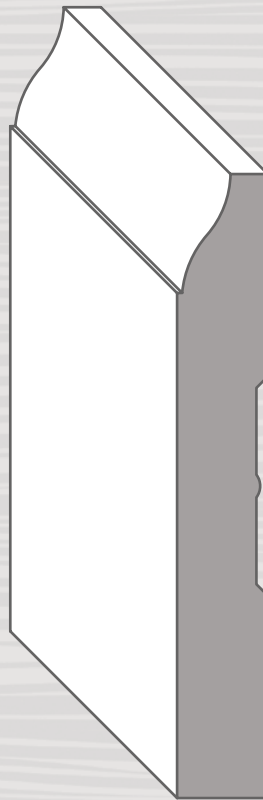
PRIMED MDF

MOULDINGS ▀ BASE



M662UL

- ▀ 1/2" x 3-1/2"
- ▀ Primed MDF

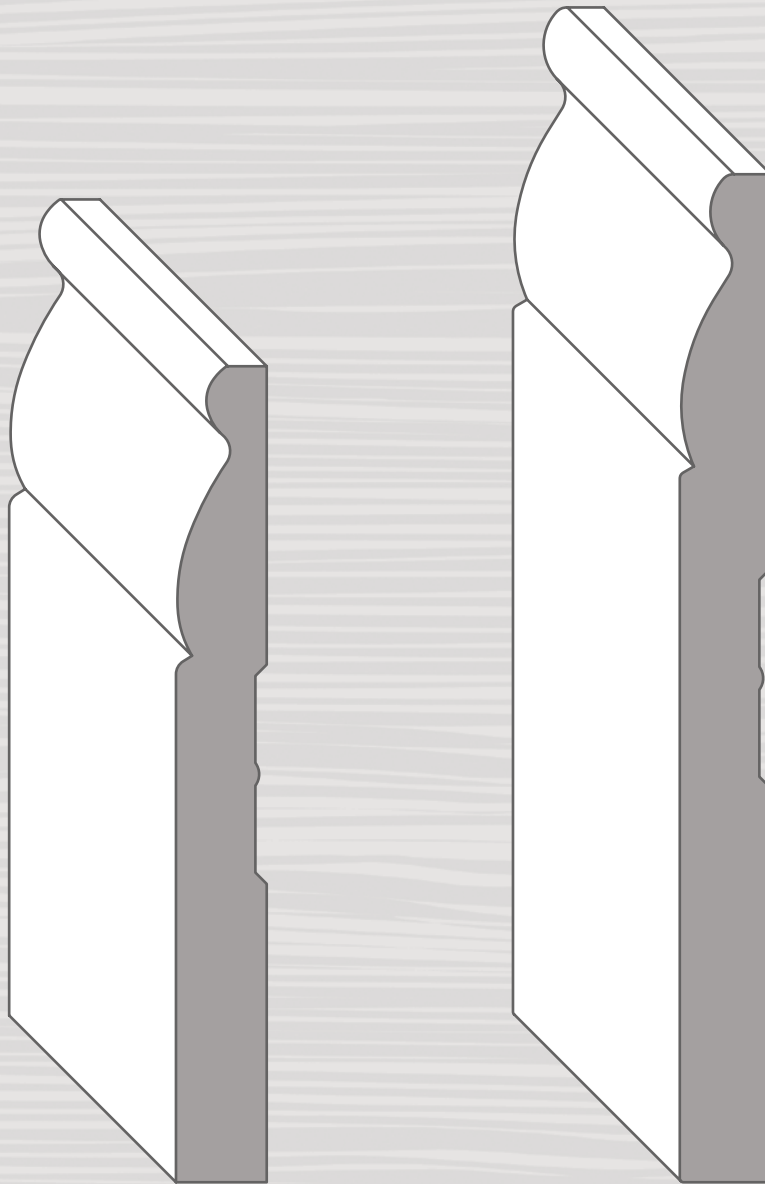


M623UL

- ▀ 1/2" x 3-1/4"
- ▀ Primed MDF

PRIMED MDF

MOULDINGS ▀ BASE



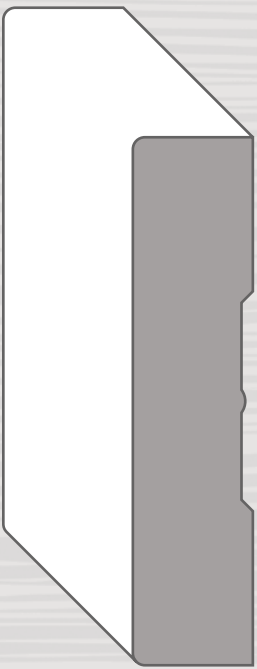
M808UL

- ▀ 1/2" x 4-1/4"
- ▀ Primed MDF

M20168UL

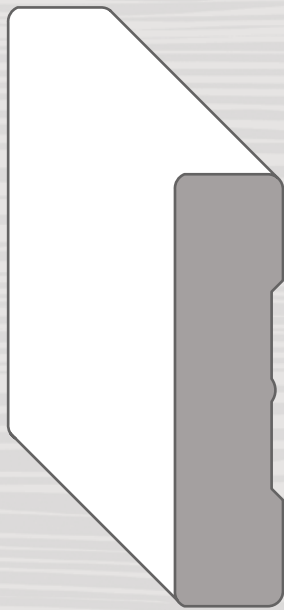
- ▀ 1/2" x 5-1/4"
- ▀ Primed MDF

MOULDINGS ▸ CASING




M471UL

- 5/8" x 2-3/4"
- Primed MDF



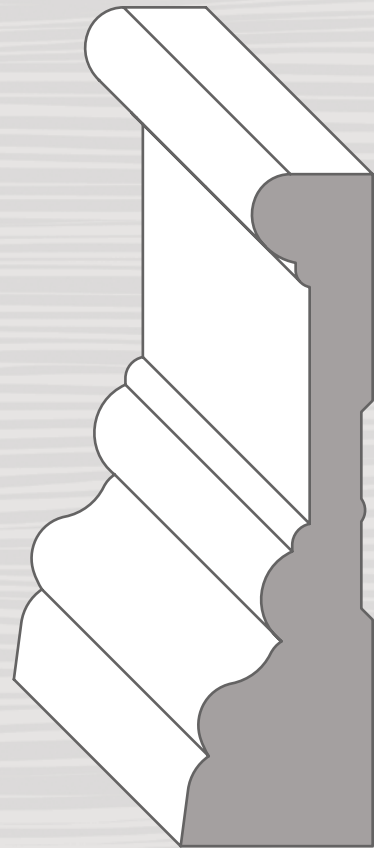
M473UL

- 5/8" x 2-1/4"
- Primed MDF



M14E2EUL

- 11/16" x 3-1/2" x 16'
- Primed MDF

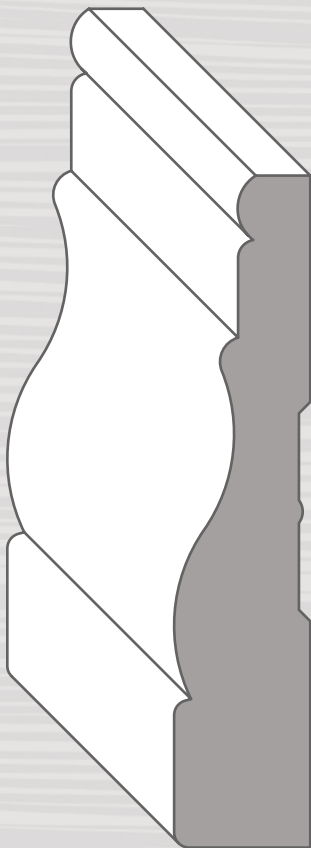


M523UL

- 1" x 3-1/2"
- Primed MDF


PRIMED MDF

MOULDINGS ▀ CASING



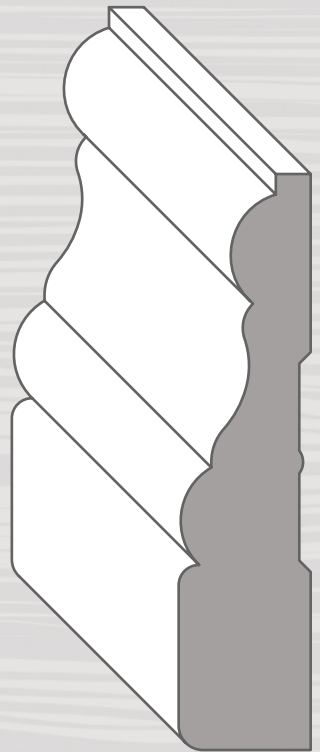
M99UL

- ▀ 11/16" x 3-1/2" x 16'
- ▀ Primed MDF



M299UL

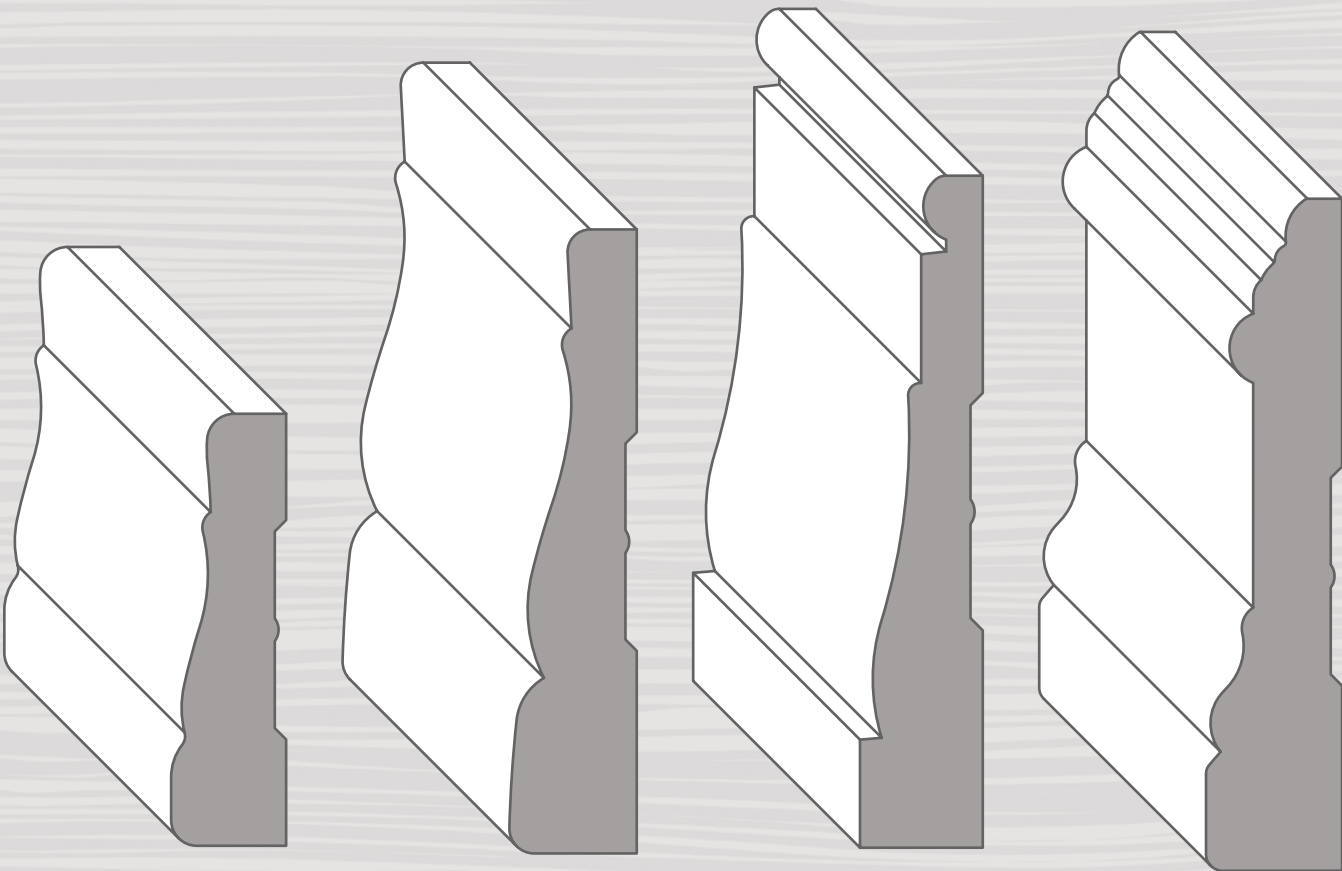
- ▀ 9/16" x 2-3/4" x 16'
- ▀ Primed MDF



M411UL

- ▀ 11/16" x 3" x 16'
- ▀ Primed MDF

MOULDINGS ▀ CASING



M356UL

- ▀ 9/16" x 2-1/4" x 14'
- ▀ Primed MDF

M444UL

- ▀ 11/16" x 3-1/4" x 16'
- ▀ Primed MDF

M445UL

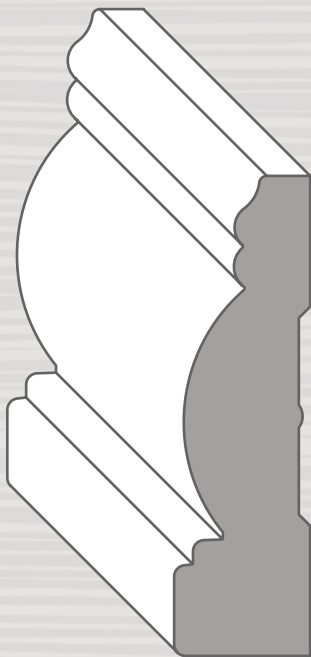
- ▀ 11/16" x 3-1/4" x 15'
- ▀ Primed MDF

M535UL

- ▀ 11/16" x 3-1/2" x 16'
- ▀ Primed MDF

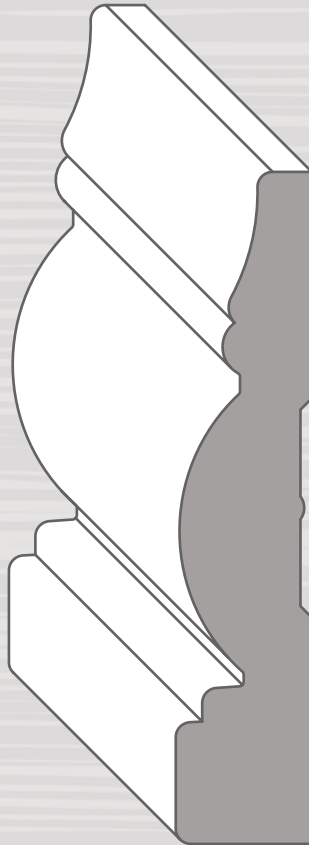
PRIMED MDF

MOULDINGS ▀ CASING



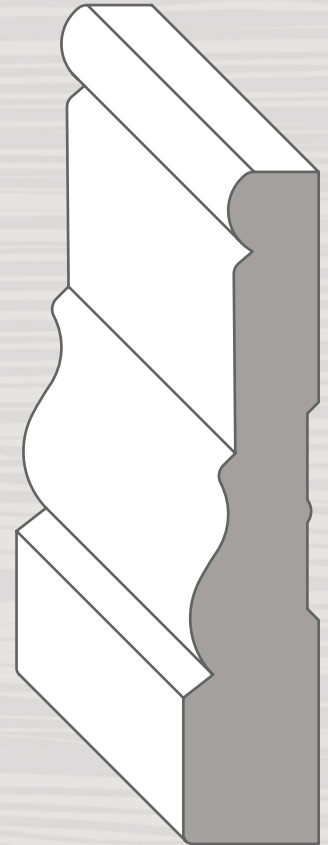
M795UL

- ▀ 1 1/16" x 2-1/2" x 14'
- ▀ M7957UL - 7' Leg
- ▀ Primed MDF



M24112UL

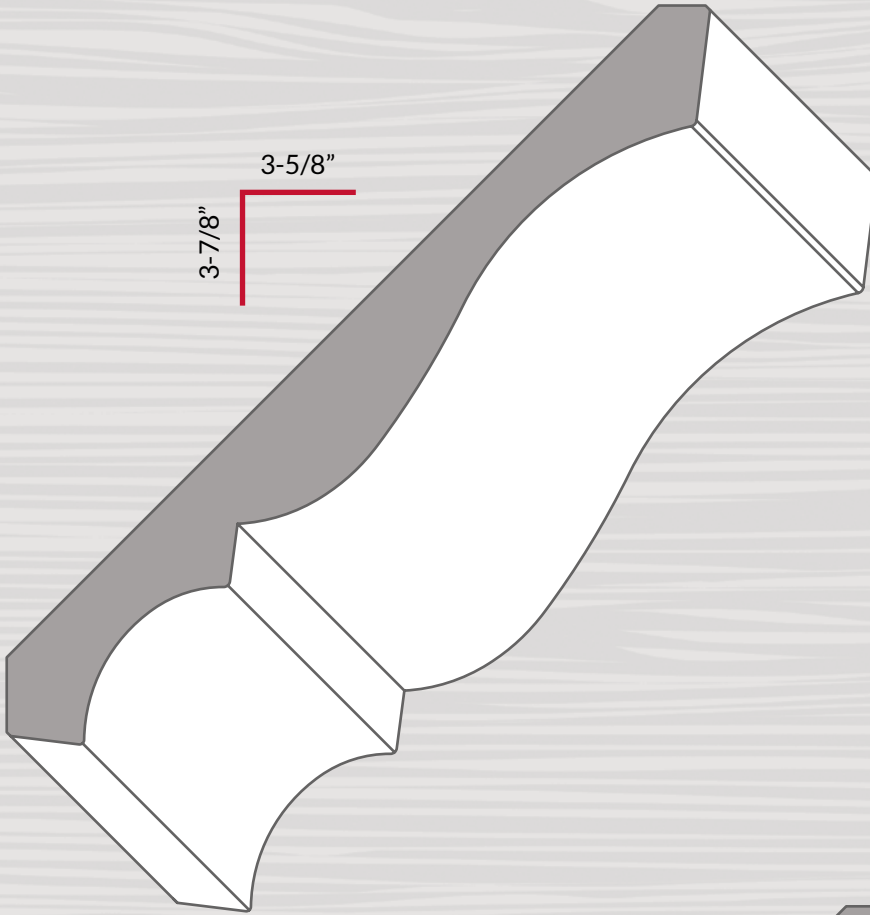
- ▀ 1 1/16" x 3-1/2" x 16'
- ▀ Primed MDF



W24112CC

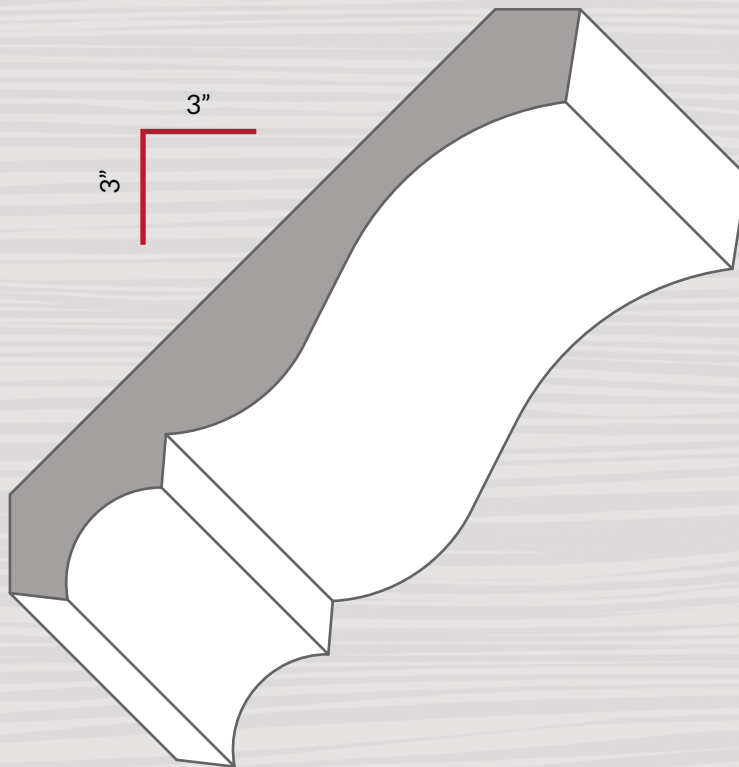
- ▀ 1 1/16" x 3-1/2" x 16'
- ▀ Primed MDF

MOULDINGS ▀ CROWN



M45UL

- ▀ 5/8" x 5-1/4" x 16'
- ▀ Primed MDF

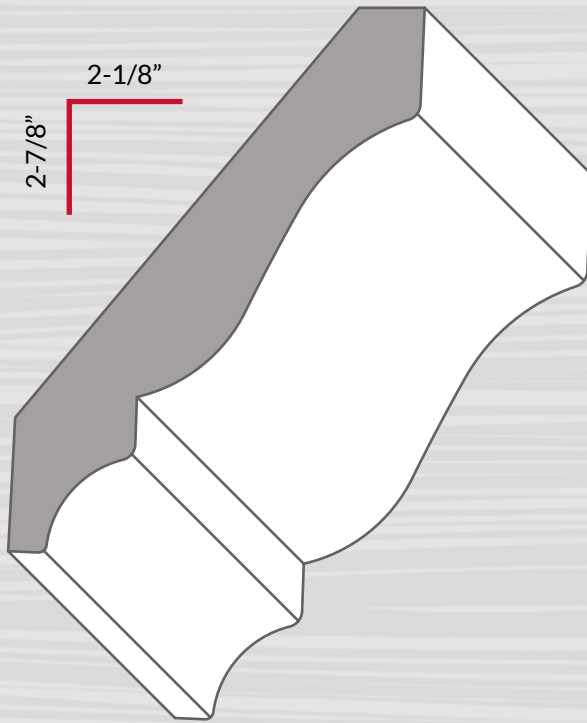


M48UL

- ▀ 5/8" x 4-1/4" x 16'
- ▀ Primed MDF

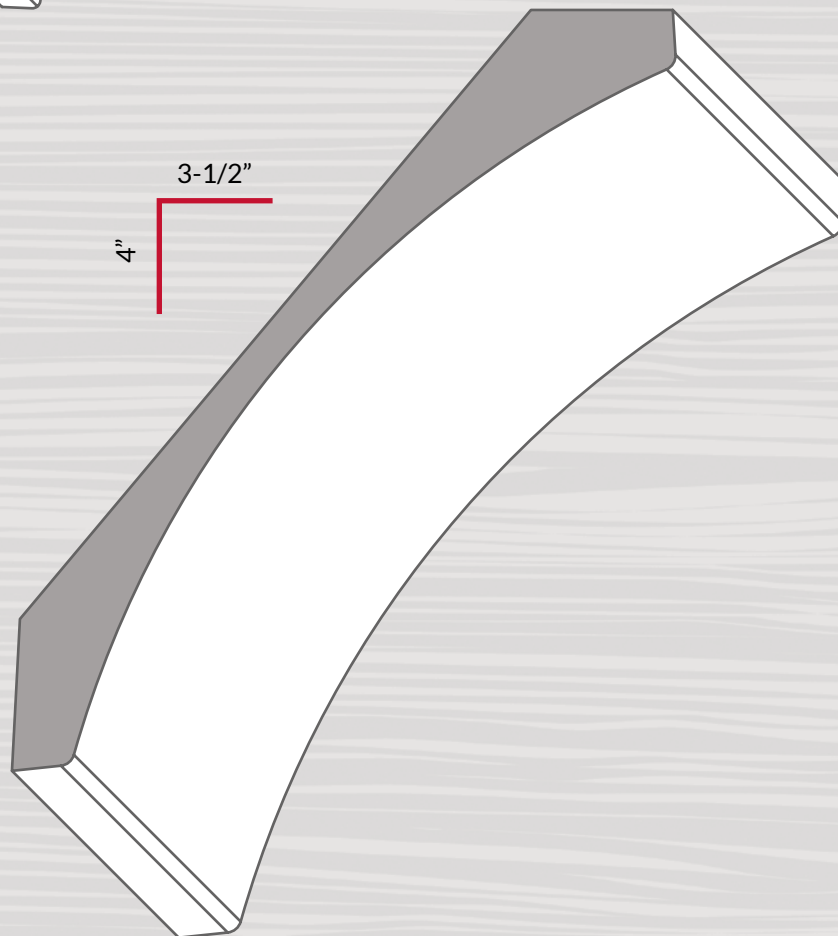
PRIMED MDF

MOULDINGS ▀ CROWN



M49UL

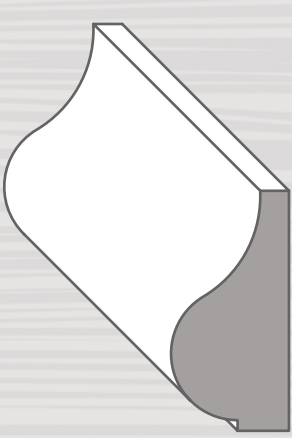
- ▀ 9/16" x 3-9/16" x 16'
- ▀ Primed MDF



M2153UL

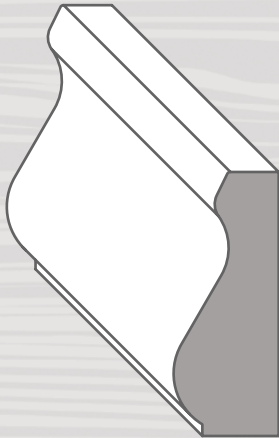
- ▀ 3/4" x 5-1/4" x 16'
- ▀ Primed MDF

MOULDINGS ▀ MISCELLANEOUS



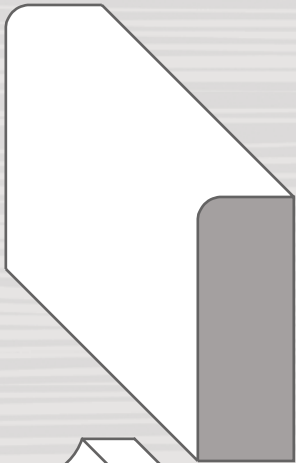
M166BC

- ▀ Base Cap
- ▀ 11/16" x 1-1/4"
- ▀ Primed MDF



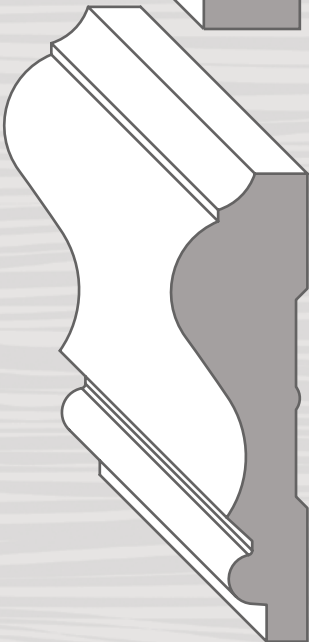
M163BC

- ▀ Base Cap
- ▀ 11/16" x 1-3/8"
- ▀ Primed MDF




M8767UL

- ▀ Radius Edge Stop
- ▀ 1/2" x 1-3/8" x 7'
- ▀ Primed MDF




M390UL

- ▀ Chair Rail
- ▀ 11/16" x 2-7/16" x 16'
- ▀ Primed MDF



M16SLUL

- ▀ 1x6 Shiplap
- ▀ 1/2" x 5-1/2" x 16'
- ▀ Primed MDF




M18SLUL

- ▀ 1x8 Shiplap
- ▀ 1/2" x 7-1/4" x 16'
- ▀ Primed MDF

PRIMED MDF

MOULDINGS ▀ BASE



808PFJP

- ▀ 9/16" x 4-13/16" x 16'
- ▀ Primed F/J Pine

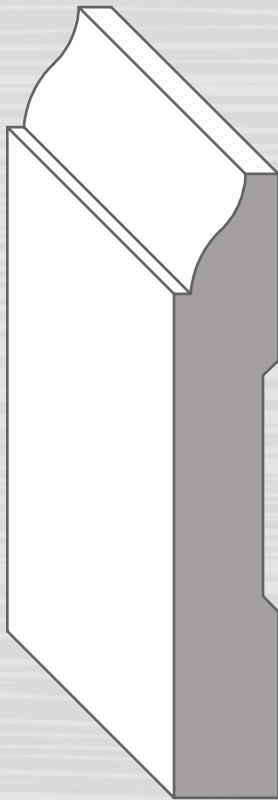
BASC618P

- ▀ 9/16" x 5-1/4" x 16'
- ▀ Primed F/J Pine

BASCP

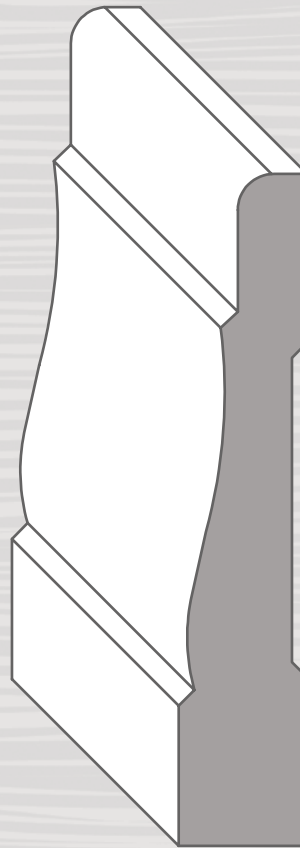
- ▀ 7/16" x 3" x 16'
- ▀ Primed F/J Pine

MOULDINGS ▀ BASE



BASP623

- ▀ 9/16" x 3-1/4" x 16'
- ▀ Primed F/J Pine

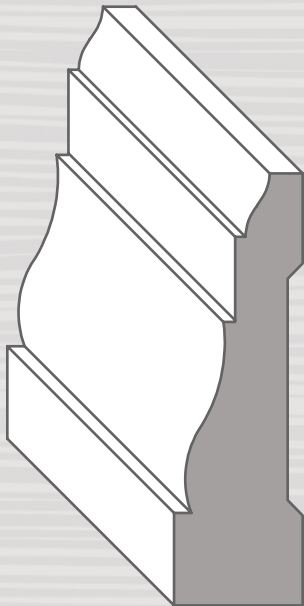


44416FJP

- ▀ 11/16" x 3-1/4" x 16'
- ▀ Primed F/J Pine


PRIMED PINE

MOULDINGS ▀ CASING



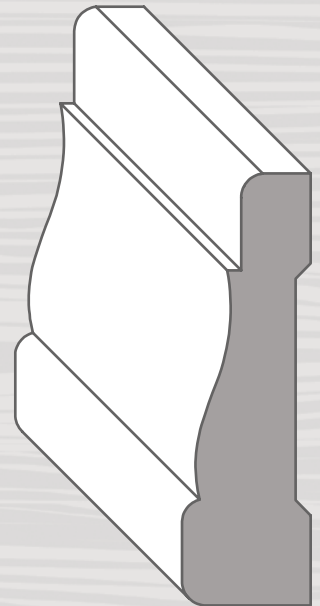
CASCP

- ▀ 11/16" x 2-1/4" x 14'
- ▀ CASCP7 - 7' Leg
- ▀ Primed F/J Pine



CASP224

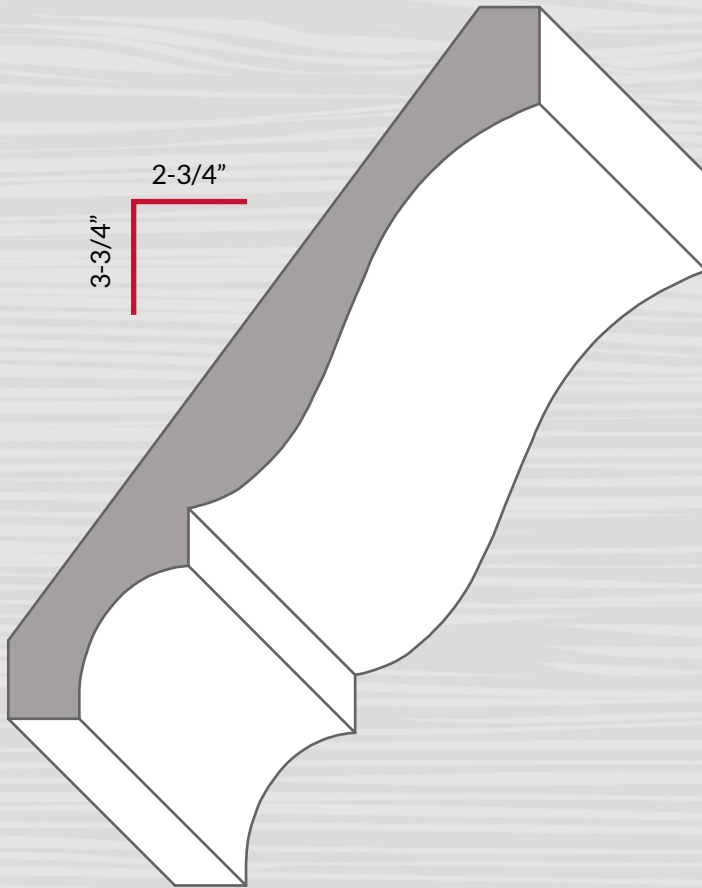
- ▀ 11/16" x 2-3/4" x 15'
- ▀ Primed F/J Pine



CASP356

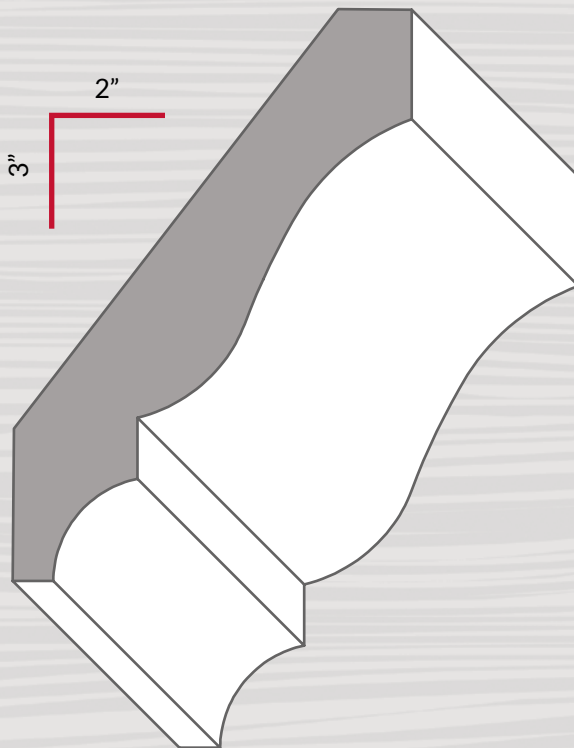
- ▀ 11/16" x 2-1/4" x 14'
- ▀ CASP3567 - 7' Leg
- ▀ Primed F/J Pine

MOULDINGS ▀ CROWN



CRN458P

- ▀ 9/16" x 4-5/8" x 16'
- ▀ Primed F/J Pine



CRN358P

- ▀ 9/16" x 3-5/8" x 16'
- ▀ Primed F/J Pine

PRIMED PINE

MOULDINGS ■ WINDOW STOOL



M1021P7

- Window Stool
- 11/16" x 7-1/4" x 16'
- Primed F/J Pine



M1021P

- Window Stool
- 11/16" x 5-1/4" x 16'
- Primed F/J Pine



M1022P

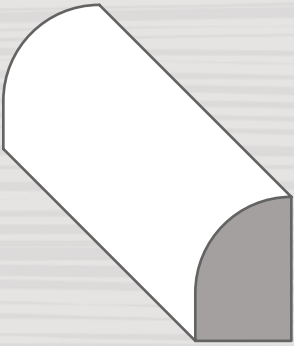
- Window Stool
- 11/16" x 4-1/2" x 16'
- Primed F/J Pine



M1022RP

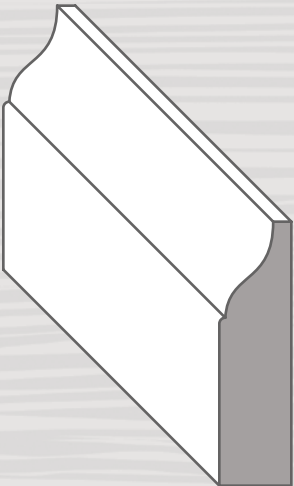
- Window Stool
- 11/16" x 4" x 16'
- Primed F/J Pine

MOULDINGS ■ MISCELLANEOUS



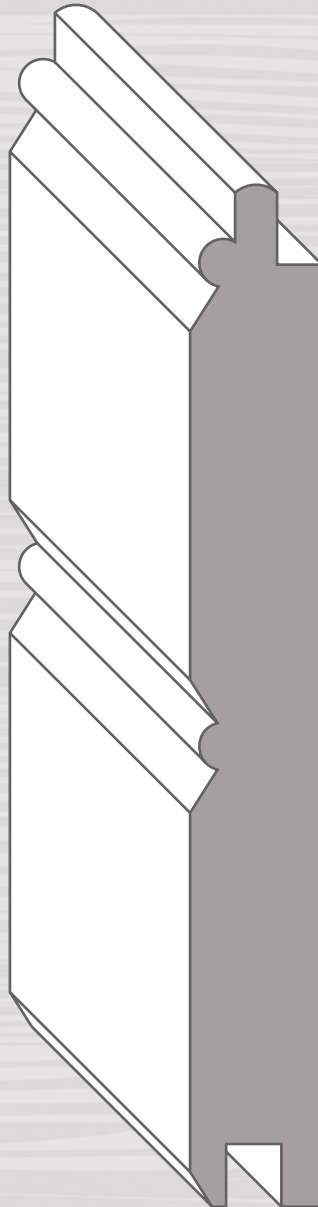
SHOEP

- Shoe
- 1/2" x 3/4" x 16'
- Primed F/J Pine




STPCPT

- Colonial/OG Stop
- 3/8" x 1-1/4" x 14'
- STOPCPT7 - 7' Leg
- Primed F/J Pine



SHIPLAP 1616NG

- 1x6 Nickel Gap
- Beaded Ceiling Back
- 9/16" x 5-1/4" x 16'
- Primed F/J Pine




SHIPLAP 1816NG

- 1x8 Nickel Gap
- 5/8" x 7-1/4" x 16'
- Primed F/J Pine

PRIMED PINE

MOULDINGS ▀ BASE



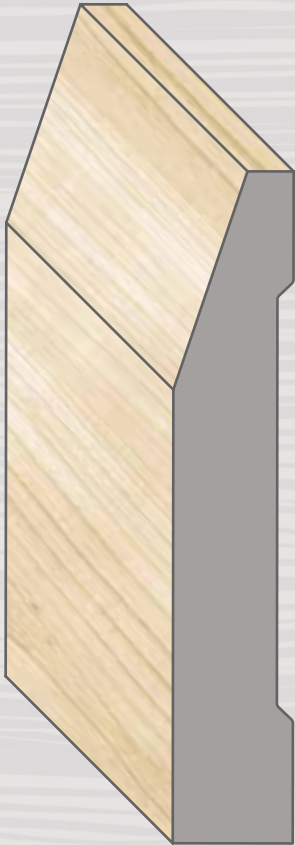
DM101

- ▀ 5/8" x 4-1/2"
- ▀ Poplar, F/J Poplar,
- ▀ Red Oak



DM102

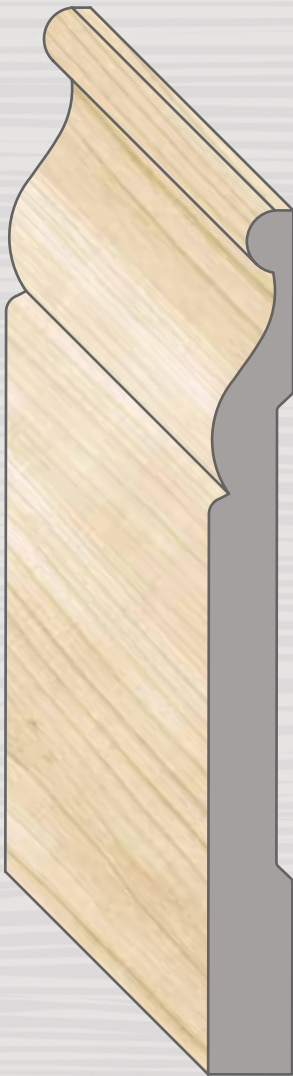
- ▀ 5/8" x 4-1/2"
- ▀ Poplar, F/J Poplar,
- ▀ Red Oak



DM106

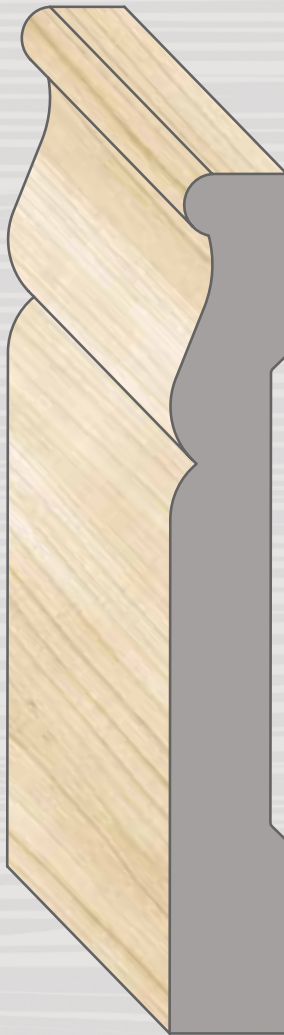
- ▀ 5/8" x 3-1/2"
- ▀ Poplar

MOULDINGS ▀ BASE



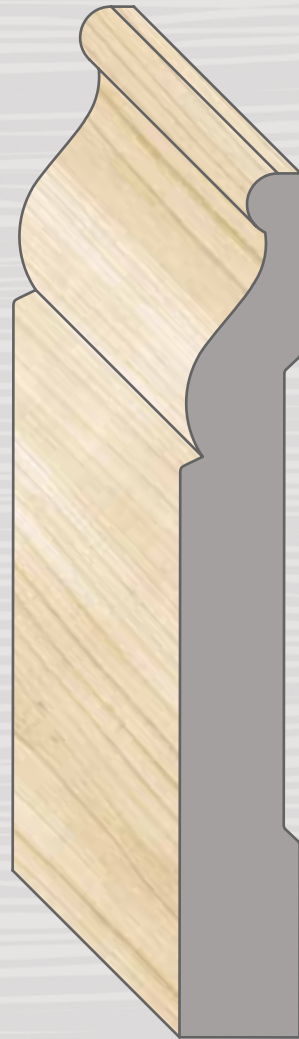
DM107PS

- ▀ 7/16" x 4-1/2"
- ▀ Poplar



DM107FP

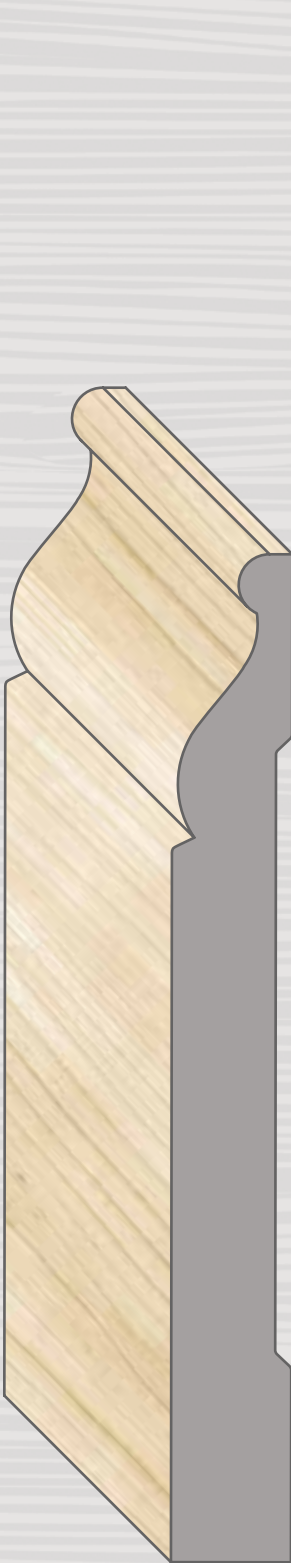
- ▀ 5/8" x 4-1/2"
- ▀ F/J Poplar



DM107

- ▀ 5/8" x 4-1/2"
- ▀ Poplar, Red Oak

MOULDINGS ▀ BASE



DM108

- ▀ 5/8" x 5-1/4"
- ▀ Poplar, F/J Poplar,
- ▀ Red Oak



DM1087

- ▀ 5/8" x 7-1/4"
- ▀ Poplar, F/J Poplar



DM432

- ▀ 5/8" x 3-1/2"
- ▀ Poplar, F/J Poplar,
- ▀ Red Oak

MOULDINGS ▀ BASE



DM436

- ▀ 5/8" x 5-1/2"
- ▀ Poplar, F/J Poplar



DM622

- ▀ 9/16" x 3-1/2"
- ▀ Poplar, F/J Poplar
- ▀ Red Oak




DM630

- ▀ 7/16" x 4-1/4"
- ▀ Poplar


HARDWOOD

MOULDINGS ▀ BASE



DM634

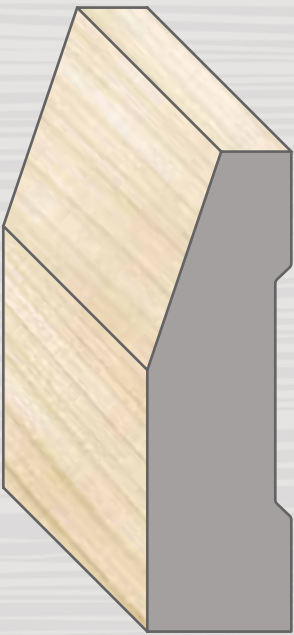
- ▀ 7/16" x 3"
- ▀ Poplar, Red Oak



DM662

- ▀ 9/16" x 3-1/2"
- ▀ Poplar

MOULDINGS ▀ CASING



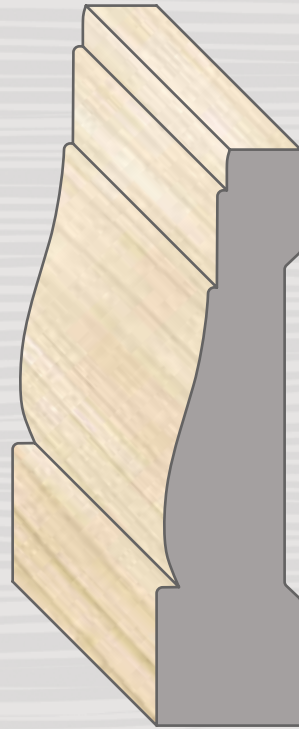
DM202

- ▀ 3/4" x 2-1/2"
- ▀ Poplar



DM204

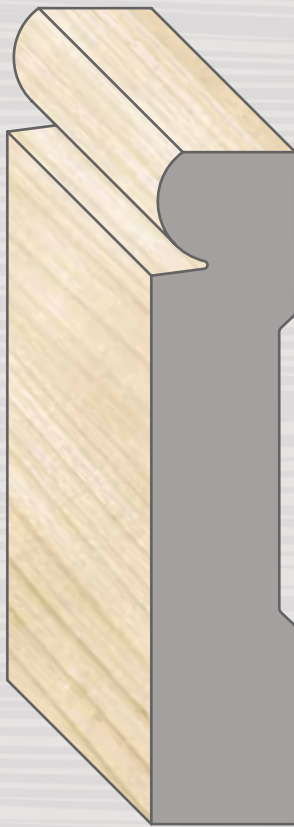
- ▀ 3/4" x 3"
- ▀ Poplar, Red Oak



DM205

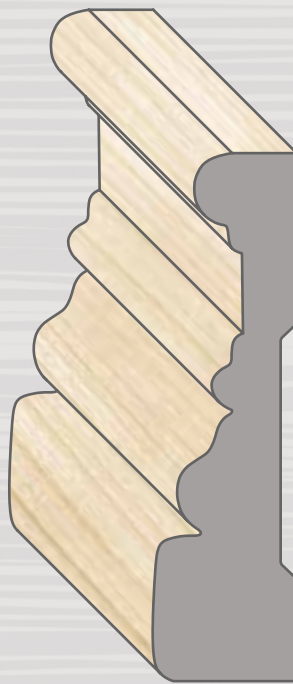
- ▀ 3/4" x 3"
- ▀ F/J Poplar, Red Oak

MOULDINGS ▀ CASING



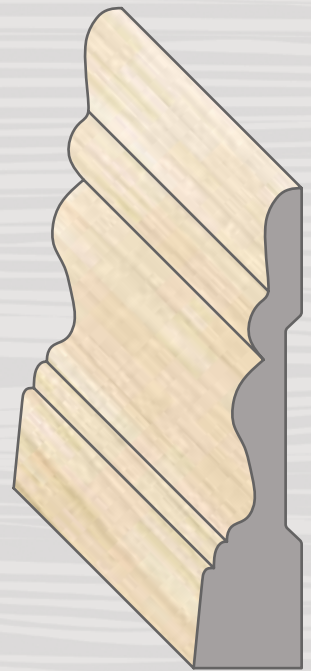
DM208

- ▀ 3/4" x 3-1/2"
- ▀ Poplar



DM224

- ▀ 3/4" x 2-3/4"
- ▀ Poplar



DM306

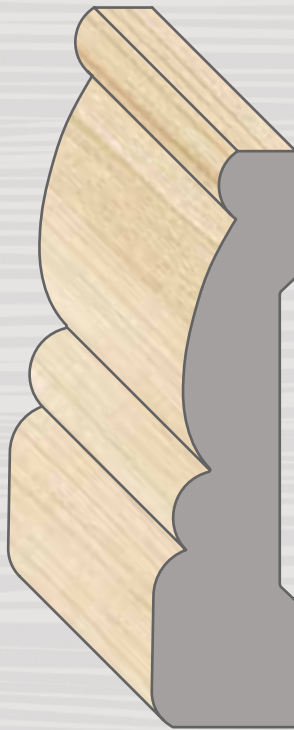
- ▀ 9/16" x 2-1/2"
- ▀ Poplar

MOULDINGS ▀ CASING



DM336

- ▀ 3/4" x 3-1/2"
- ▀ Poplar, F/J Poplar



DM338

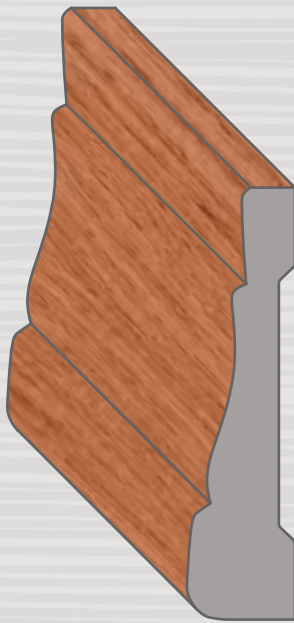
- ▀ 3/4" x 3"
- ▀ Poplar, F/J Poplar



DM339

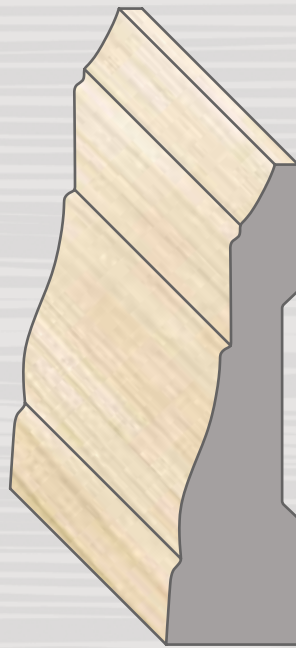
- ▀ 5/8" x 3-1/2"
- ▀ Poplar

MOULDINGS ▀ CASING



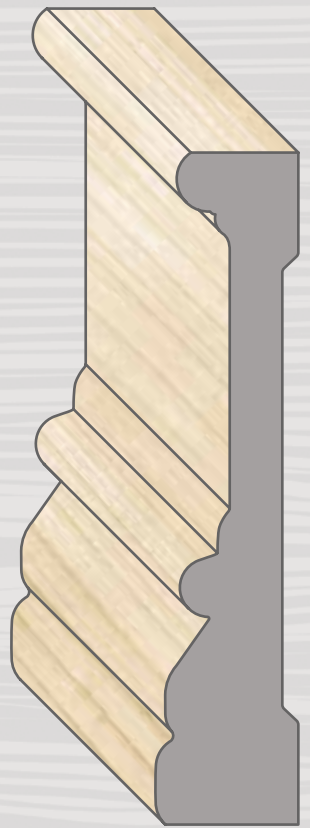
DM356

- ▀ 5/8" x 2-1/4"
- ▀ Poplar, Red Oak



DM360

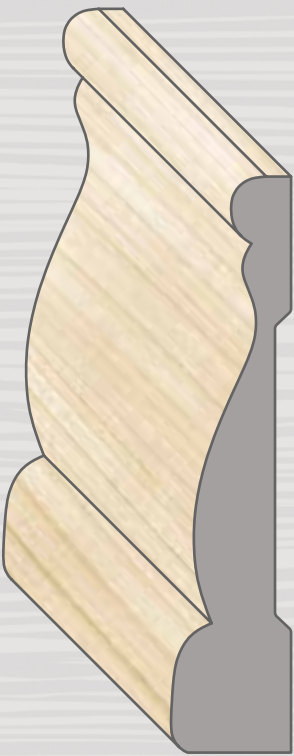
- ▀ 11/16" x 2-1/2"
- ▀ Poplar



DM371

- ▀ 3/4" x 3-1/2"
- ▀ Poplar, F/J Poplar

MOULDINGS ▀ CASING



DM379

- ▀ 5/8" x 3"
- ▀ Poplar, F/J Poplar



DM452

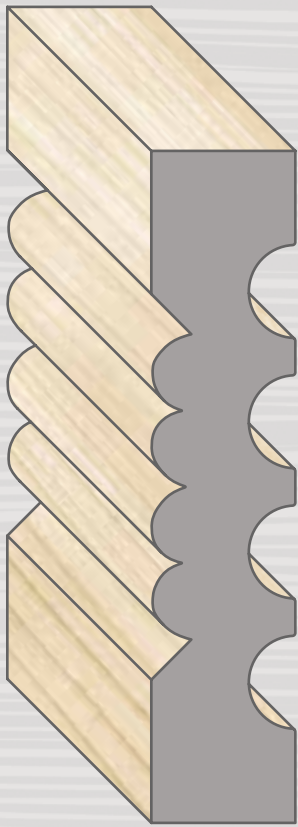
- ▀ 3/4" x 2-1/2"
- ▀ Poplar



DM454

- ▀ 3/4" x 3-1/2"
- ▀ Poplar, F/J Poplar

MOULDINGS ▀ CASING



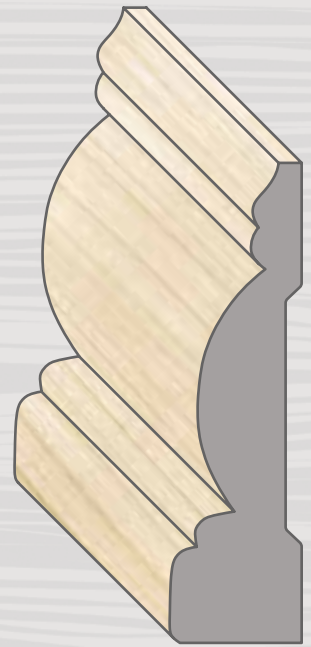
DM475

- ▀ 3/4" x 3-1/2"
- ▀ Poplar



DM791

- ▀ 1 1/16" x 3-1/4"
- ▀ Poplar, F/J Poplar



MI795

- ▀ 1 1/16" x 2-1/2"
- ▀ Poplar

MOULDINGS ▀ CHAIR RAIL



DM390

- ▀ Chair Rail
- ▀ 3/4" x 2-5/8"
- ▀ Poplar, Red Oak



DM4850

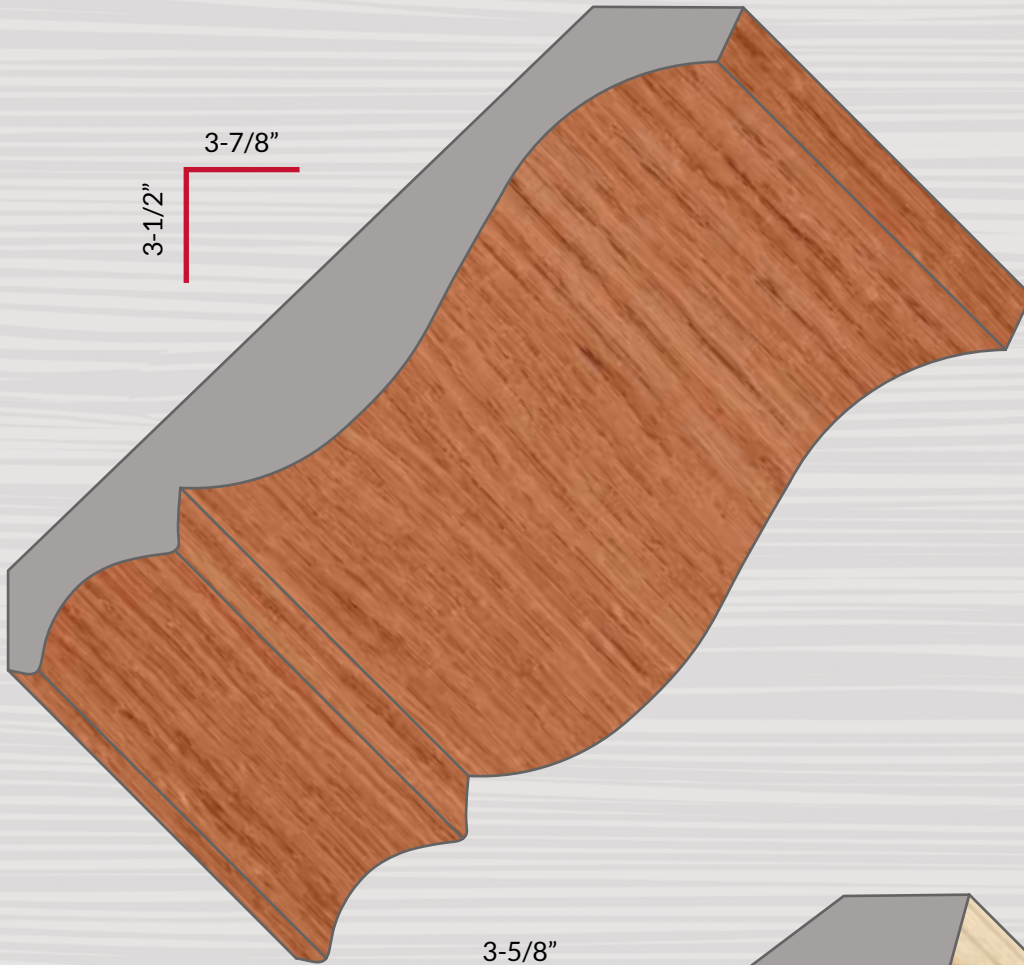
- ▀ Chair Rail
- ▀ 3/4" x 2-3/4"
- ▀ F/J Poplar



DM4875

- ▀ Chair Rail Backer
- ▀ 3/4" x 4-1/4"
- ▀ F/J Poplar

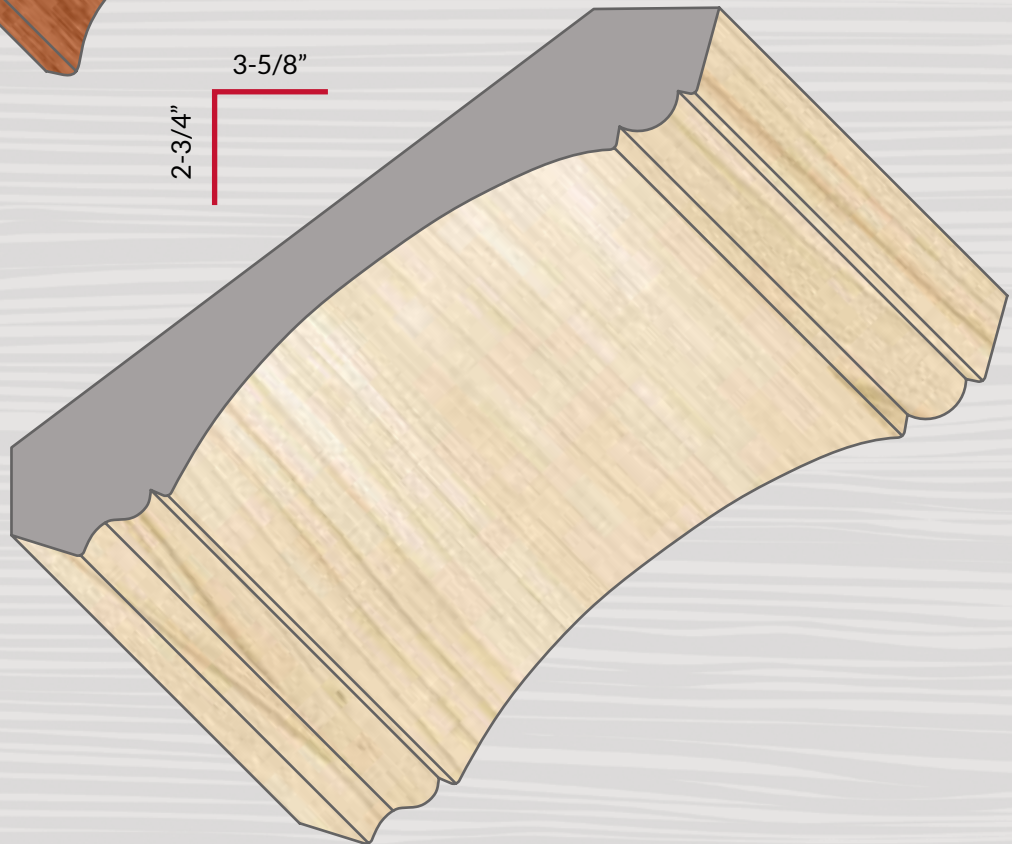
MOULDINGS ▀ CROWN



DM600

▀ 3/4" x 5-1/4"

▀ Poplar, Red Oak

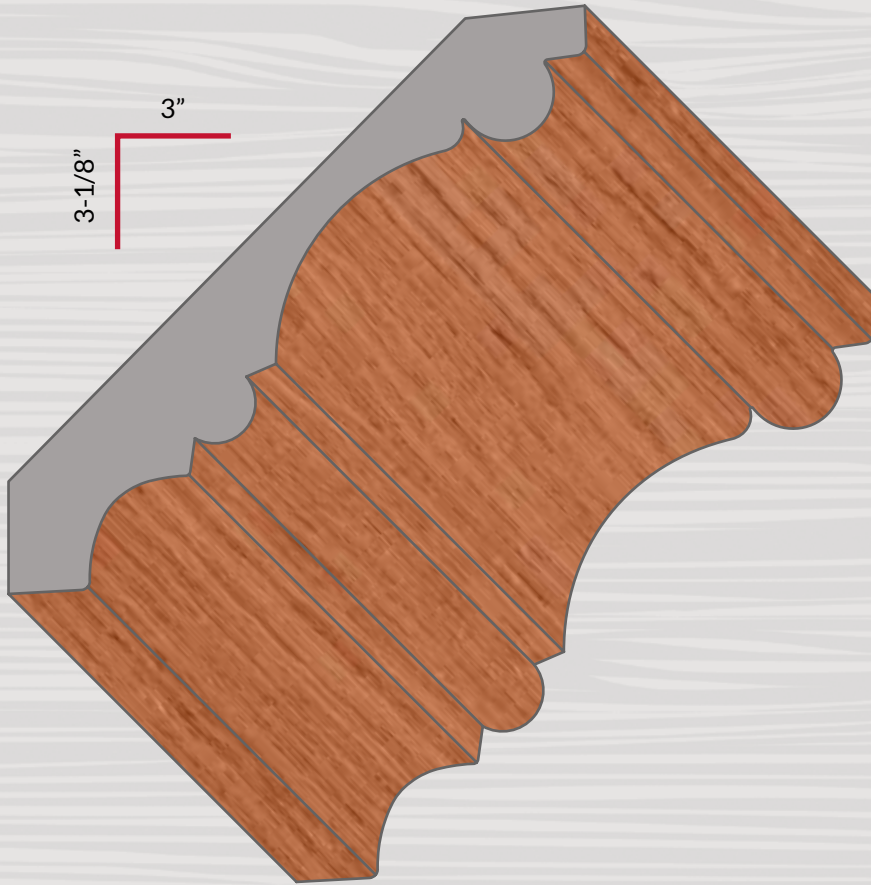


DM629

▀ 5/8" x 4-5/8"

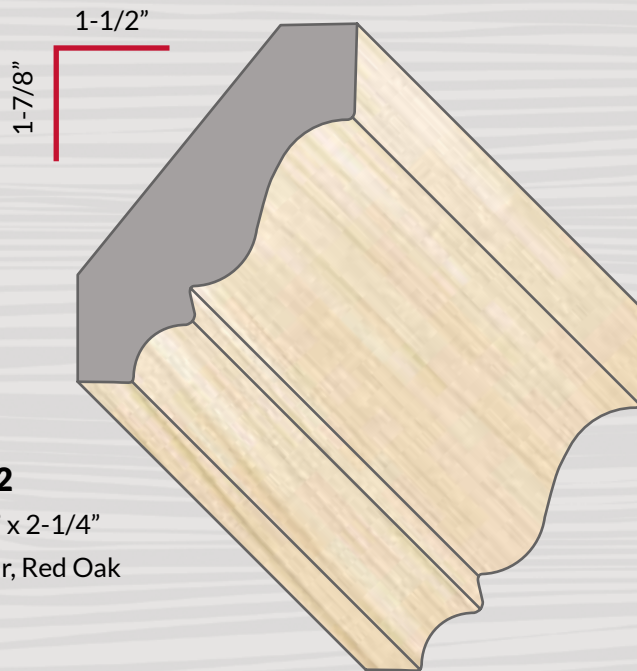
▀ Poplar

MOULDINGS ▀ CROWN



DM601

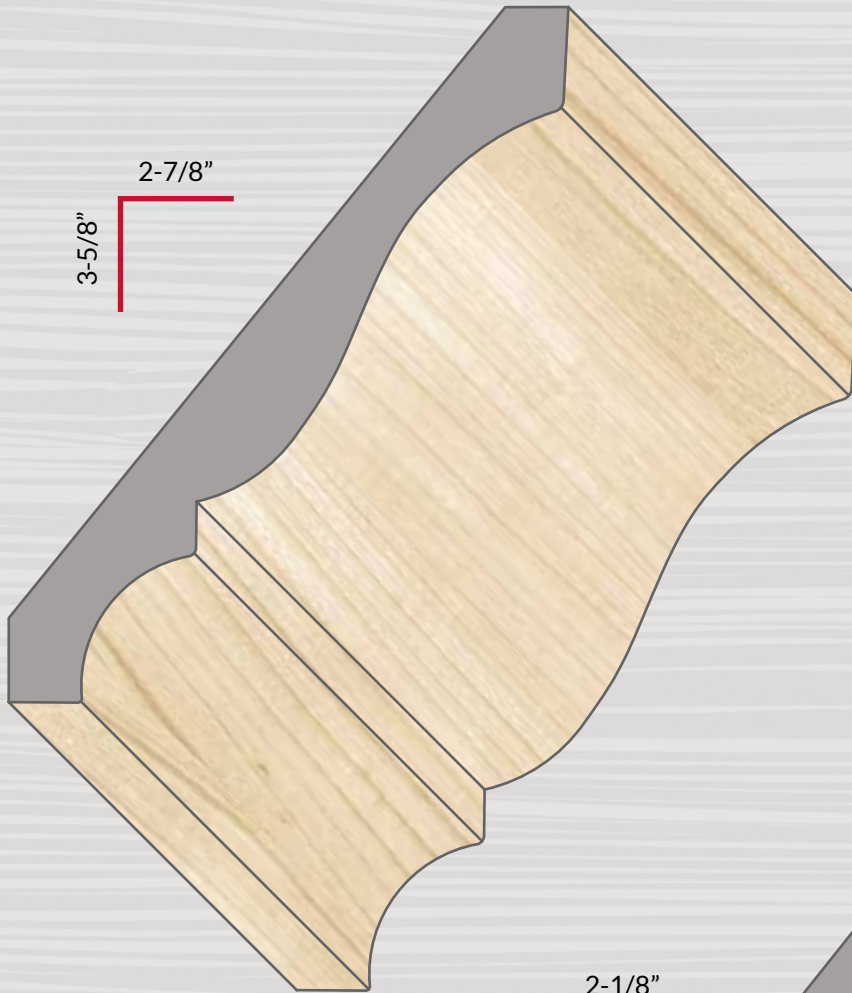
- ▀ 11/16" x 4-1/2"
- ▀ Poplar, Red Oak



DM602

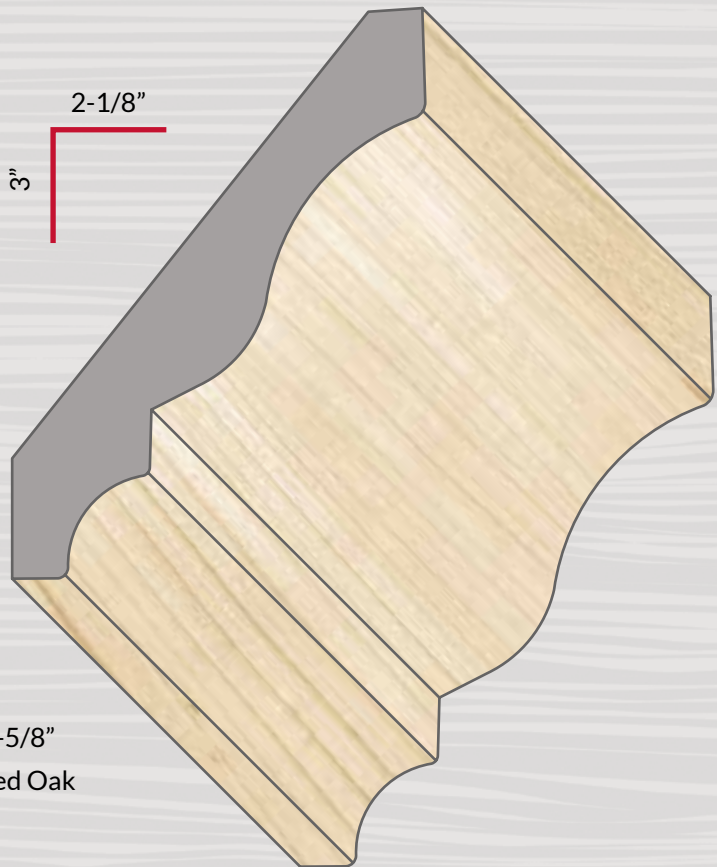
- ▀ 9/16" x 2-1/4"
- ▀ Poplar, Red Oak

MOULDINGS ▀ CROWN



DM603

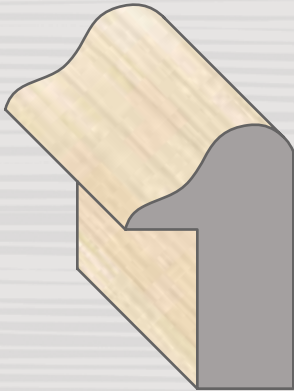
- ▀ 9/16" x 4-5/8"
- ▀ Poplar



DM604

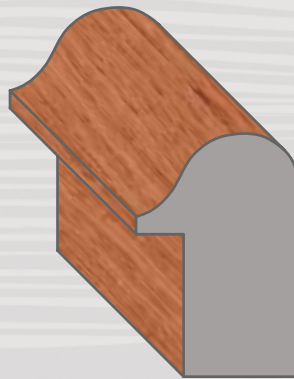
- ▀ 7/16" x 3-5/8"
- ▀ Poplar, Red Oak

MOULDINGS ▀ BACKBAND



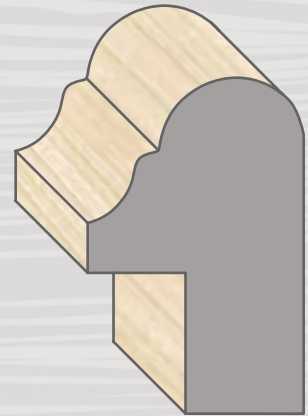
MI514

- ▀ Backband
- ▀ 7/8" x 1-3/8"
- ▀ Poplar



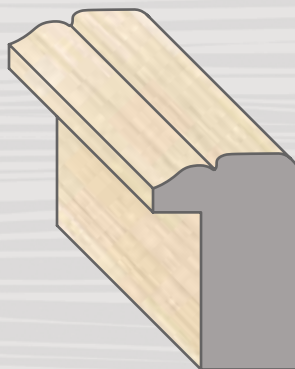
DM420

- ▀ Backband
- ▀ 7/8" x 1-1/4"
- ▀ Poplar, Red Oak



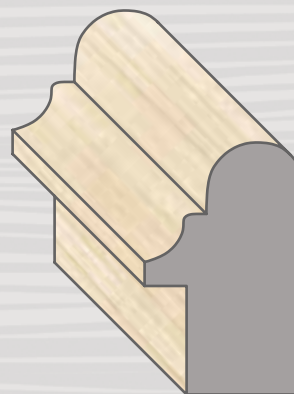
DM421

- ▀ Backband
- ▀ 1-1/8" x 1-3/4"
- ▀ Poplar



DM281

- ▀ Backband
- ▀ 3/4" x 1-1/8"
- ▀ Poplar



DM419

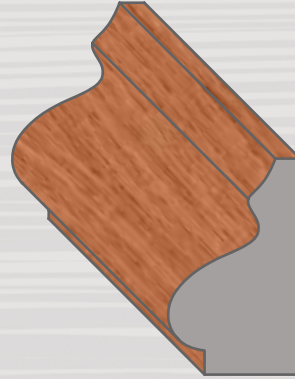
- ▀ Backband
- ▀ 13/16" x 1-5/16"
- ▀ Poplar

MOULDINGS ▀ BASE CAP



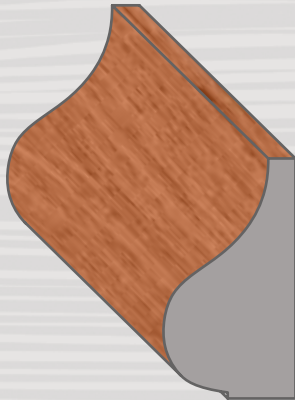
DM408

- ▀ Base Cap
- ▀ 5/8" x 1-1/2"
- ▀ Poplar



DM424

- ▀ Base Cap
- ▀ 11/16" x 1-1/8"
- ▀ Poplar, Red Oak



DM425


- ▀ Base Cap
- ▀ 11/16" x 1-1/4"
- ▀ Poplar, Red Oak



MI162


- ▀ Base Cap
- ▀ 7/8" x 1-3/4"
- ▀ Poplar, F/J Poplar

MOULDINGS ▀ WINDOW STOOL




DM801

- ▀ N/L Stool
- ▀ 3/4" x 2-3/8"
- ▀ Poplar, Red Oak



DM800


- ▀ Flat Stool
- ▀ 3/4" x 3-1/2"
- ▀ Poplar, Red Oak



DM805

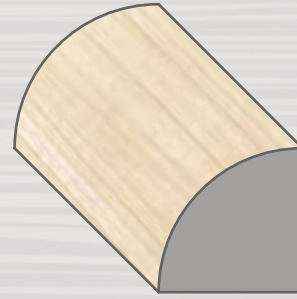
- ▀ Flat Stool
- ▀ 3/4" x 5-1/2"
- ▀ Poplar

MOULDINGS ▀ MISCELLANEOUS




DM400

- ▀ Shoe
- ▀ 1/2" x 3/4"
- ▀ Poplar, Red Oak




DM503

- ▀ Quarter Round
- ▀ 3/4" x 3/4"
- ▀ Poplar, Red Oak




DM123

- ▀ Half Round
- ▀ 3/8" x 3/4"
- ▀ Poplar, Red Oak



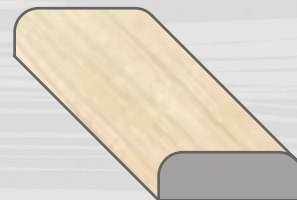
DM178

- ▀ Staff Bead
- ▀ 11/16" x 15/16"
- ▀ Poplar



DM137

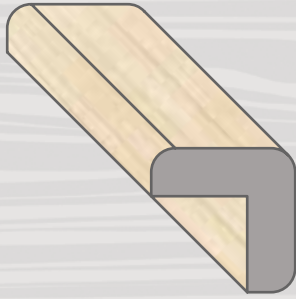
- ▀ Shelf Edge
- ▀ 1/2" x 3/4"
- ▀ Poplar, Red Oak



DM142


- ▀ Screen Mould
- ▀ 1/4" x 3/4"
- ▀ Poplar

MOULDINGS ■ MISCELLANEOUS



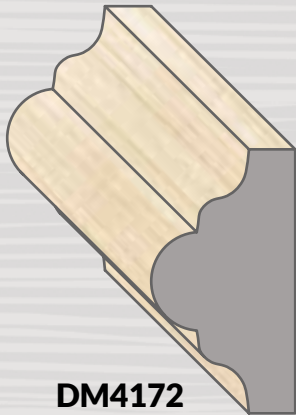
DM520

- Outside Corner
- 3/4" x 3/4"
- Poplar, Red Oak



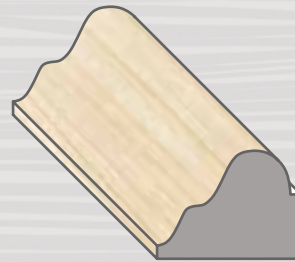
DM524

- Outside Corner
- 1-1/8" x 1-1/8"
- Poplar



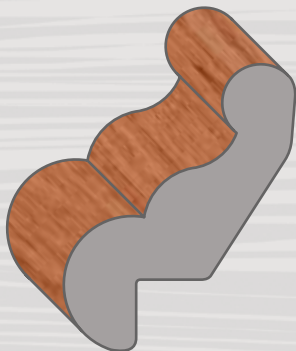
DM4172

- Panel Mould
- 3/4" x 1-3/8"
- Poplar



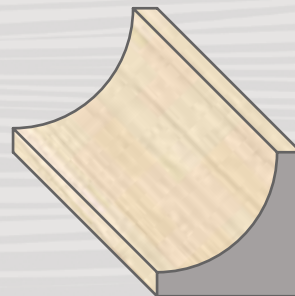
DM180

- Panel Mould
- 9/16" x 3/4"
- Poplar, Red Oak



DM164

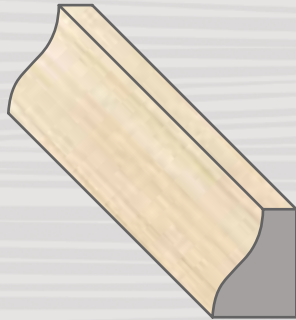
- Panel Mould
- 3/4" x 1-3/4"
- Poplar, Red Oak



DM530

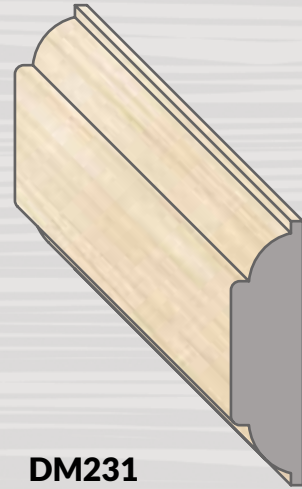
- Cove
- 3/4" x 3/4"
- Poplar, Red Oak

MOULDINGS ▀ MISCELLANEOUS




DM149

- ▀ Glazing Stop
- ▀ 7/16" x 9/16"
- ▀ Poplar



DM231

- ▀ Mull Casing
- ▀ 3/8" x 1-3/8"
- ▀ Poplar, Red Oak



DM300

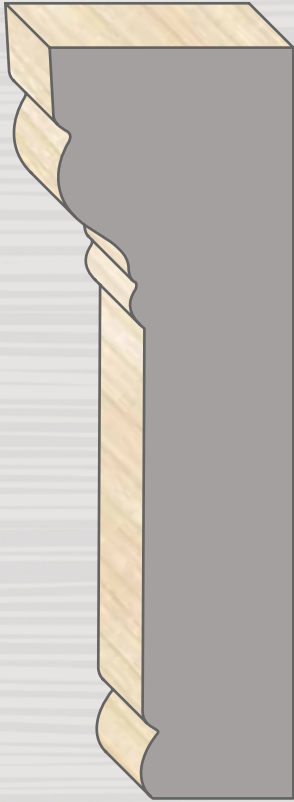
- ▀ Colonial Stop
- ▀ 3/8" x 1-3/8"
- ▀ Poplar, Red Oak



DM310


- ▀ R/E Stop
- ▀ 3/8" x 1-3/8"
- ▀ Poplar, Red Oak

MOULDINGS ▀ MISCELLANEOUS



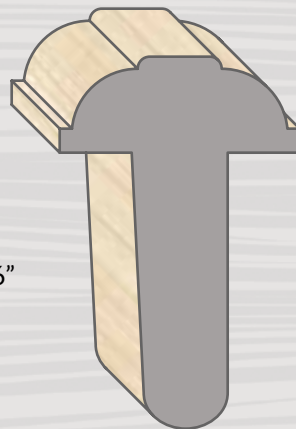
MI1584

- ▀ Pediment
- ▀ Head Stock
- ▀ 1-1/4" x 4"
- ▀ F/J Poplar



DM595

- ▀ Lattice
- ▀ 1/4" x 1-3/4"
- ▀ Poplar, Red Oak



DM1305

- ▀ T-Astragal
- ▀ 1-1/4" x 1-15/16"
- ▀ Poplar

PRODUCT BY ITEM NUMBER

PAGE	ITEM	TYPE	NOTES
17	44416FJP 11/16" x 3-1/4" x 16'	Primed	Pine
16	808PFJP 7/16" x 4-1/4" x 16'	Primed	Pine
16	BASC618P 9/16" x 5-1/4" x 16'	Primed	Pine
16	BASCP 7/16" x 3" x 16'	Primed	Pine
17	BASP623 9/16" x 3-1/4" x 16'	Primed	Pine
18	CASCP 11/16" x 2-1/4" x 14' CASCP7 - 7' Leg	Primed	Pine
18	CASP224 11/16" x 2-3/4" x 15'	Primed	Pine
18	CASP356 11/16" x 2-1/4" x 14' CASP3567 - 7' Leg	Primed	Pine
19	CRN358P 9/16" x 3-5/8" x 16'	Primed	Pine
19	CRN458P 9/16" x 4-5/8" x 16'	Primed	Pine
22	DM101 5/8" x 4-1/2"	Hardwood	Poplar, F/J Poplar, Red Oak
22	DM102 5/8" x 4-1/2"	Hardwood	Poplar, F/J Poplar, Red Oak
22	DM106 5/8" x 3-1/2"	Hardwood	Poplar
23	DM107 5/8" x 4-1/2"	Hardwood	Poplar, Red Oak
23	DM107FP 5/8" x 4-1/2"	Hardwood	F/J Poplar
23	DM107PS 7/16" x 4-1/2"	Hardwood	Poplar
24	DM108 5/8" x 5-1/2"	Hardwood	Poplar, F/J Poplar, Red Oak
24	DM1087 5/8" x 7-1/4"	Hardwood	Poplar, F/J Poplar
40	DM123 Half Round 3/8" x 3/4"	Hardwood	Poplar, Red Oak
43	DM1305 T-Astragal 1-1/4" x 1-15/16"	Hardwood	Poplar
40	DM137 Shelf Edge 1/2" x 3/4"	Hardwood	Poplar, Red Oak
40	DM142 Screen Mould 1/4" x 3/4"	Hardwood	Poplar
42	DM149 Glazing Stop 7/16" x 9/16"	Hardwood	Poplar
41	DM164 Panel Mould 3/4" x 1-3/4"	Hardwood	Poplar, Red Oak
40	DM178 Sta Bead 11/16" x 15/16"	Hardwood	Poplar
41	DM180 Panel Mould 9/16" x 3/4"	Hardwood	Poplar, Red Oak
27	DM202 3/4" x 2-1/2"	Hardwood	Poplar
27	DM204 3/4" x 3'	Hardwood	Poplar, Red Oak
27	DM205 3/4" x 3"	Hardwood	Poplar, F/J Poplar, Red Oak
28	DM208 3/4" x 3"	Hardwood	Poplar
28	DM224 3/4" x 2-3/4"	Hardwood	Poplar
42	DM231 Mull Casing 3/8" x 1-3/8"	Hardwood	Poplar, Red Oak

PRODUCT BY ITEM NUMBER

PAGE	ITEM	TYPE	NOTES
37	DM281 Backband 3/4" x 1-1/8"	Hardwood	Poplar
42	DM300 Colonial Stop 3/8" x 1-3/8"	Hardwood	Poplar, Red Oak
28	DM306 9/16" x 2-1/2"	Hardwood	Poplar
42	DM310 R/E Stop 3/8" x 1-3/8"	Hardwood	Poplar, Red Oak
29	DM336 3/4" x 3-1/2"	Hardwood	Poplar, F/J Poplar
29	DM338 3/4" x 3"	Hardwood	Poplar, F/J Poplar
29	DM339 5/8" x 3-1/2"	Hardwood	Poplar
30	DM356 5/8" x 2-1/4"	Hardwood	Poplar, Red Oak
30	DM360 11/16" x 2-1/2"	Hardwood	Poplar
30	DM371 3/4" x 3-1/2"	Hardwood	Poplar, F/J Poplar
31	DM379 5/8" x 3"	Hardwood	Poplar, F/J Poplar
33	DM390 Chair Rail 3/4" x 2-5/8"	Hardwood	Poplar, Red Oak
40	DM400 Shoe 1/2" x 3/4"	Hardwood	Poplar, Red Oak
38	DM408 Base Cap 5/8" x 1-1/2"	Hardwood	Poplar
41	DM4172 Panel Mould 3/4" x 1-3/8"	Hardwood	Poplar
37	DM419 Backband 13/16" x 1-5/16"	Hardwood	Poplar
37	DM420 Backband 7/8" x 1-1/4"	Hardwood	Poplar, Red Oak
37	DM421 Backband 1-1/8" x 1-3/4"	Hardwood	Poplar
38	DM424 Base Cap 11/16" x 1-1/8"	Hardwood	Poplar, Red Oak
38	DM425 Base Cap 11/16" x 1-1/4"	Hardwood	Poplar, Red Oak
24	DM432 5/8" x 3-1/2"	Hardwood	Poplar, F/J Poplar, Red Oak
25	DM436 5/8" x 5-1/2"	Hardwood	Poplar, F/J Poplar
31	DM452 3/4" x 2-1/2"	Hardwood	Poplar
31	DM454 3/4" x 3-1/2"	Hardwood	Poplar, F/J Poplar
32	DM475 3/4" x 3-1/2"	Hardwood	Poplar
33	DM4850 Chair Rail 3/4" x 2-3/4"	Hardwood	F/J Poplar
33	DM4875 Chair Rail Backer 3/4" x 4-1/4"	Hardwood	F/J Poplar
40	DM503 Quarter Round 3/4" x 3/4"	Hardwood	Poplar, Red Oak
41	DM520 Outside Corner 3/4" x 3/4"	Hardwood	Poplar, Red Oak
41	DM524 Outside Corner 1-1/8" x 1-1/8"	Hardwood	Poplar
41	DM530 Cove 3/4" x 3/4"	Hardwood	Poplar, Red Oak

PRODUCT BY ITEM NUMBER

PAGE	ITEM	TYPE	NOTES
43	DM595 Lattice 1/4" x 1-3/4"	Hardwood	Poplar, Red Oak
34	DM600 3/4" x 5-1/4"	Hardwood	Poplar, Red Oak
35	DM601 11/16" x 4-1/2"	Hardwood	Poplar, Red Oak
35	DM602 9/16" x 2-1/4"	Hardwood	Poplar, Red Oak
36	DM603 9/16" x 4-5/8"	Hardwood	Poplar
36	DM604 7/16" x 3-5/8"	Hardwood	Poplar, Red Oak
25	DM622 9/16" x 3-1/2"	Hardwood	Poplar, F/J Poplar, Red Oak
34	DM629 5/8" x 4-5/8"	Hardwood	Poplar
25	DM630 7/16" x 4-1/4"	Hardwood	Poplar
26	DM634 7/16" x 3"	Hardwood	Poplar, Red Oak
26	DM662 9/16" x 3-1/2"	Hardwood	Poplar
32	DM791 11/16" x 3-1/4"	Hardwood	Poplar, F/J Poplar
39	DM800 Flat Stool 3/4" x 3-1/2"	Hardwood	Poplar, Red Oak
39	DM801 N/L Stool 3/4" x 2-3/8"	Hardwood	Poplar, Red Oak
39	DM805 Flat Stool 3/4" x 5-1/2"	Hardwood	Pine
20	M1021P Window Stool 11/16" x 5-1/4" x 16'	Primed	Pine
20	M1021P7 Window Stool 11/16" x 7-1/4" x 16'	Primed	Pine
20	M1022P Window Stool 11/16" x 4-1/2" x 16'	Primed	Pine
20	M1022RP Window Stool 11/16" x 4" x 16'	Primed	Pine
9	M14E2EUL 11/16" x 3-1/2" x 16'	Primed	MDF
4	M1637UL 9/16" x 7-1/4"	Primed	MDF
15	M163BC Base Cap 11/16" x 1-3/8"	Primed	MDF
4	M163UL 9/16" x 5-1/4"	Primed	MDF
15	M166BC Base Cap 11/16" x 1-1/4"	Primed	MDF
15	M16SUL 1x6 Shiplap 1/2" x 5-1/2" x 16"	Primed	MDF
15	M18SUL 1x8 Shiplap 1/2" x 7-1/4" x 16"	Primed	MDF
8	M20168UL 1/2" x 5-1/4"	Primed	MDF
14	M2153UL 3/4" x 5-1/4" x 16'	Primed	MDF
12	M24112UL 11/16" x 3-1/2" x 16'	Primed	MDF
10	M299UL 9/16" x 2-3/4" x 16'	Primed	MDF
11	M356UL 9/16" x 2-3/4" x 14'	Primed	MDF
15	M390UL Chair Rail 11/16" x 2-7/16" x 16'	Primed	MDF

PRODUCT BY ITEM NUMBER

PAGE	ITEM	TYPE	NOTES
10	M411UL 11/16" x 3" x 16'	Primed	MDF
4	M412UL 9/16" x 4-1/4"	Primed	MDF
5	M430SM 1/2" x 4-1/4"	Primed	MDF
5	M43OUL 9/16" x 5-1/2"	Primed	MDF
5	M433UL 1/2" x 3-1/4"	Primed	MDF
6	M434UL 1/2" x 7-1/4"	Primed	MDF
11	M444UL 11/16" x 3-1/4" x 16'	Primed	MDF
11	M445UL 11/16" x 3-1/4" x 15'	Primed	MDF
13	M45UL 5/8" x 5-1/4" x 16'	Primed	MDF
9	M471UL 5/8" x 2-3/4"	Primed	MDF
9	M473UL 5/8" x 2-1/4"	Primed	MDF
13	M48UL 5/8" x 4-1/4" x 16'	Primed	MDF
14	M49UL 9/16" x 3-9/16" x 16'	Primed	MDF
6	M512UL 1/2" x 5-1/2"	Primed	MDF
9	M523UL 1" x 3-1/2"	Primed	MDF
11	M535UL 11/16" x 3-1/2" x 16'	Primed	MDF
6	M545UL 9/16" x 5"	Primed	MDF
7	M623UL 1/2" x 3-1/4"	Primed	MDF
7	M662UL 1/2" x 3-1/2"	Primed	MDF
12	M795UL 11/16" x 2-1/2" x 14' (M7957UL- 7' not shown)	Primed	MDF
8	M808UL 1/2" x 4-1/4"	Primed	MDF
15	M8767UL Radius Edge Stop 1/2" x 1-3/8" x 7'	Primed	MDF
10	M99UL 11/16" x 3-1/2" x 16'	Primed	F/J Poplar
43	MI1584 Pediment Head Stock 1-1/4" x 4"	Primed	F/J Poplar
38	MI162 Base Cap 7/8" x 1-3/4"	Hardwood	Poplar, F/J Poplar
37	MI514 Backband 7/8" x 1-3/8"	Hardwood	Poplar
32	MI795 11/16" x 2-1/2"	Hardwood	Poplar
21	SHIPLAP 1616NG 1x6 Nickel Gap 9/16" x 5-1/4" x 16'	Hardwood	Pine
21	SHIPLAP 1816NG 1x8 Nickel Gap 5/8" x 7-1/4" x 16'	Primed	Pine
21	SHOEP Shoe 1/2" x 3/4" x 16'	Primed	Pine
21	STPCPT Colonial/OG Stop 3/8" x 1-1/4" x 14' STOPCPT7 - 7' Leg	Primed	Pine
12	W24112CC 11/16" x 3-1/2" 16'	Primed	MDF

STOCK S4S BOARDS

POPLAR

12S4SP 3/4" x 1-1/2" x R/L
13S4SP 3/4" x 2-1/2" x R/L
14S4SP 3/4" x 3-1/2" x R/L
16S4SP 3/4" x 5-1/2" x R/L
18S4SP 3/4" x 7-1/4" x R/L
110S4SP 3/4" x 9-1/2" x R/L
112S4SP 3/4" x 11-1/4" x R/L
342S4SP 3/4" x 2" x R/L
544S4SP 1" x 4-1/2" x R/L
546S4SP 1" x 7-1/4" x R/L
548S4SP 1" x 9-1/4" x R/L

F/J POPLAR

14FJP 3/4" x 3-1/2" x 16'
16FJP 3/4" x 5-1/2" x 16'
18FJP 3/4" x 7-1/4" x 16'
110FJP 3/4" x 9-1/4" x 16'
112FJP 3/4" x 11-1/4" x 16'

PRIMED MDF

M12UL 3/4" x 1-1/2" x 16'
M14UL 3/4" x 3-1/2" x 16'
M16UL 3/4" x 5-1/2" x 16'
M18UL 3/4" x 7-1/4" x 16'
M110UL 3/4" x 9-1/4" x 16'
M112UL 3/4" x 11-1/4" x 16'

PRIMED F/J PINE

14PFJ 3/4" x 3-1/2" x 16'
16PFJ 3/4" x 5-1/2" x 16'
18PFJ 3/4" x 7-1/4" x 16'
110PFJ 3/4" x 9-1/4" x 16'
112PFJ 3/4" x 11-1/4" x 16'

MDF SHEETS

1448MDF 1/4" x 48" x 96"
3448MDF 3/4" x 49" x 97"
34512MDF 3/4" x 61" x 145"

RED OAK

12S4SRO 3/4" x 1-1/2" x R/L
13S4SRO 3/4" x 2-1/2" x R/L
14S4SRO 3/4" x 3-1/2" x R/L
16S4SRO 3/4" x 5-1/2" x R/L
18S4SRO 3/4" x 7-1/4" x R/L
110S4SRO 3/4" x 9-1/4" x R/L
112S4SRO 3/4" x 11-1/4" x R/L

WHITE OAK

14S4SWO 3/4" x 3-1/2" x R/L
16S4SWO 3/4" x 5-1/2" x R/L

CHERRY

14S4SCH 3/4" x 3-1/2" x R/L
16S4SCH 3/4" x 5-1/2" x R/L

HARD MAPLE

14S4SHM 3/4" x 3-1/2" x R/L
16S4SHM 3/4" x 5-1/2" x R/L

BIRCH PLYWOOD

14A3B 1/4" 4' x 8' G1S
12A2B 1/2" 4' x 8' G2S
34A2B 3/4" 4' x 8' G2S
BP34SP 3/4" 4' x 8' VC-C2 Cabinet Grade

POPLAR PLYWOOD

14A2P 1/4" 4' x 8' G2S
12A2P 1/2" 4' x 8' G2S
34A2P 3/4" 4' x 8' G2S

RED OAK PLYWOOD

14A3O 1/4" 4' x 8' G1S
14A3ROMDF 1/4" 4' x 8' G1S MDF Core
12A2O 1/2" 4' x 8' G2S
34A2O 3/4" 4' x 8' G2S

INTERIOR DOORS



2 Panel Square

- ##S2P
- ##SC2P



2 Panel Roman

- ##HC2PR
- ##SC2PR



**2 Panel
Cheyenne**

- ##HC2PC
- ##SC2PC



**6 Panel
Colonist**

- ##HCS
- ##SCS
- ##HC (Textured)



**4 Panel
Coventry**

- ##S4P



**1 Flat Panel
Lincoln Park**

- ##HCMAD



**2 Flat Panel
Logan**

- ##SC2FP



**3 Flat Panel
Winslow**

- ##HC3C
- ##SC3C



10-Lite Primed

- PR2010W



15-Lite Primed

- PR##15W

INTERIOR DOOR SIZES

	1/4	1/6	1/8	1/10	2/0	2/2	2/4	2/6	2/8	2/10	3/0
RAISED PANEL DOORS											
2 Panel Square SC											
2 Panel Square HC											
2 Panel Roman SC											
2 Panel Roman HC											
2 Panel Cheyenne SC											
2 Panel Cheyenne HC											
4 Panel Coventry HC											
6 Panel Colonist SC (Smooth)											
6 Panel Colonist HC (Smooth)											
6 Panel Colonist HC (Textured)											
FLAT PANEL DOORS											
1 Panel Lincoln Park HC											
2 Panel Logan SC											
3 Panel Winslow HC											
3 Panel Winslow SC											
MULTI-LITE PRIMED FRENCH											
10 Lite											
15 Lite											
Full View (Square Sticking)											
8/0 SOLID CORE DOORS											
2 Panel Square											
2 Panel Roman											
6 Panel Colonist											
HC BIFOLD CARTONS											
2 Panel Square											
2 Panel Roman											
2 Panel Cheyenne											
6 Panel Colonist (Smooth)											
6 Panel Colonist (Textured)											

Common Sizes, call for availability
 Other Styles & Sizes available on a Special Order basis.



CARE & HANDLING

- Run heater or air conditioner to dehumidify job prior to and during moulding installation and finishing. (Remember concrete slabs and sheetrock mud all add moisture to the job site.)
- Store trim indoors and off of the floor to keep it dry. (All mouldings should be unbundled.)
- Acclimate wood for 3-5 days to the job atmosphere. A good practice for all trim carpenters is to use a psychrometer to measure the moisture content of the job. The relative moisture of the area should be between 30-40%.
- During installation, nail mouldings securely to studs and glue mitered corners. Mitre can receive biscuit type joinery.
- Central humidification systems are highly recommended when extensive millwork is being installed. Shrinking or cracking of trim work is a sign that the moulding was installed in an excessively humid environment.
- If installing door or window mouldings with a pattern, cut the head casing first so that the pattern on the side casing will mitre into the head casing. Use a stool on all windows to avoid having to match four sides of patterns.
- If installing Crowns, Bases, Chair-rails, etc. with a pattern: First install any outside corners and work back into inside corners. If a single moulding has two embossings, match the largest embossing first. If a moulding has dentil and embossing, match the dentil first and let the embossing match as well as possible.
- For interior doors, refer to specific manufacturer's literature for handling and finishing guidelines and any warranty details.

RETURN POLICY

Stock material may be returned subject to a 15% return charge. Special and Custom order items are not returnable. Trim that has been field cut or finished is not returnable. Material must be in good condition and returned within 30 days. Any freight or packaging charges are the responsibility of the customer. Please obtain an RGA (returns goods authorization) before returning any material.



Measure Twice, Cut Once.

1



A Home for Hands That Build.™

A LEADING SUPPLIER FOR THE OHIO BUILDING INDUSTRY SIX LOCATIONS TO SERVE YOU

2

3



S&L LUMBER
HEBRON
269 National Road SE
Hebron, OH 43025
740-928-4501

4



S&L LUMBER
5TH AVE.
479 E. 5th Avenue
Columbus, OH 43201
614-294-4623

5



S&L LUMBER
LINWORTH
2310 W. Dublin Granville Road
Worthington, OH 43085
614-885-9543

6



S&L LUMBER
CONTRACTING
2500 Corporate Exchange Drive
Columbus, OH 43231
614-707-5934

7



S&L TRUSS
5200 Winchester Pike
Canal Winchester, OH 43110
614-833-6655

8



S&L MILLWORK
7575 Fishel Drive South
Dublin, OH 43016
614-889-7776

9



S&L WINDOW AND DOOR
3374 Millennium Court
Columbus, OH 43219
614-396-1937

10

